



**mikropor**

**Manufacturing Forward**

# AIR FILTRATION

PRODUCT CATALOG





**mikropor**



01	OUR COMPANY	06
02	COARSE FILTERS	24
03	FINE FILTERS	44
04	HIGH TEMPERATURE FILTERS	70
05	CARBON FILTERS	80
06	EPA, HEPA & ULPA FILTERS	85
07	HEPA HOUSING	160
08	PRODUCT CODE DESCRIPTIONS	164



## **BREATHE A SIGH OF RELIEF WITH MIKROPOR**

Air pollution poses great risks for our future since it leads to chronic and acute respiratory tract diseases including stroke, cardiac diseases, lung cancer and asthma. However, this risk can be minimized through the reduction of air pollution levels.

Particulate matter (PM) which is a common indicator for air pollution, affects humans more when compared to other pollutants. WHO's data suggest that 4 million premature deaths estimated to occur in the future due to air pollution on a global scale will ensue from exposure to 2.5 micron and smaller particles\*. Meanwhile, Mikropor forestalls this threat through its products manufactured in accordance with the new global ISO 16890 Standard.

**While our world is at great risk due to air pollution, Mikropor cleans the air and endeavors for a healthier future.**

\* [www.who.int](http://www.who.int)





# 01

## **OUR COMPANY**

GENERAL APPLICATIONS	<b>08</b>
STANDARDS & CERTIFICATES	<b>14</b>
HIGH TECHNOLOGY	<b>20</b>





Mikropor began its journey in 1987 with a passion to create tomorrow's technology and has become one of the leading manufacturers of atmospheric air filtration solutions and compressed air systems for a variety of industries.

As the company continues to create its own technology and shapes the industry with its innovative approach, Mikropor's "Best in Class" products and solutions are appreciated by customers in more than 140 countries.

The company's sustainable growth has been provided by its passion for innovation and commitment to quality, as well as its dedication to its people. The philosophy of producing the future from today has been adapted in all processes that make up the company; from production to human resources management, from research and development to logistics systems.

Mikropor's motto, "Manufacturing Forward" predicates that the company strives to carry the same philosophy into the future with its environmentally friendly manufacturing principles that contribute to a cleaner and healthier planet.

## **MIKROPOR SOLUTIONS IN HVAC APPLICATIONS**

Mikropor is a world leader in manufacturing air filters for (five) main applications:

- 1- Gas Turbine Air Intake Systems
- 2- Automotive Industry
- 3- Pharmaceutical Industry
- 4- Food and Beverage Industry
- 5- HVAC

## **GAS TURBINE AIR INTAKE SYSTEMS**

Mikropor produces both pulse and static air intake filters used in air intake systems preferred by well-known Gas Turbine manufacturers. The Mikropor gas turbine filtration solutions include unique products such as mini pleated, depth loading, and pulse filters offering high efficiencies and lower pressure drops with higher surface areas. Mikropor can provide filtration solutions with negligible turbine fouling and maximized turbine heat rate. Mikropor also offers solutions for coastal and offshore applications against the highest humidity conditions. *(For more information, please get in touch with Mikropor professionals.)*



## AUTOMOTIVE INDUSTRY

Mikropor offers a complete range of air filters suitable for a modern-day painting system. These systems require either a constant fresh and particle free air or recirculated air without VOC. Because of its world wide experience, Mikropor supplies ultimate filtration solutions for HVAC and HT applications to well-known car manufacturers. Mikropor Total Filter Management (MTFM) is a key service program where experienced technicians provide state-of-the-art services in testing, monitoring and reporting to optimize the filtration in the painting process.







## **PHARMACEUTICAL INDUSTRY**

Mikropor offers a wide variety of solutions including high efficient EPA, HEPA & ULPA filters and leakage free hood and box variations. Through individual testing Mikropor guarantees the performance and impermeability (leakproof) by using the EN 1822 test standard. All EPA, HEPA & ULPA class filters are delivered with test certificates.

## **MIKROPOR SOLUTIONS IN HVAC APPLICATIONS**

# FOOD AND BEVERAGE INDUSTRY

The food processing industry is sensitive for air filtration to prevent microbial load. Temperature and humidity need to be controlled. Only reliable systems with highly efficient filters can provide these type of controls . Mikropor offers filtration solutions to hygienic HVAC systems which are sensitive against microbial contamination and corrosion. Mikropor's diverse product range is recognized and serves as a partner of food manufactures world wide.



## HVAC SYSTEMS

Heating, Ventilation and Air Conditioning (HVAC) systems play a major role for improving indoor air quality. In addition to removing particulate and hazardous airborne molecular contaminants, proper filter selection can reduce energy spend and lower carbon footprint.





► **A NEW LOOK AT STANDARDS**

We guarantee the efficiency values of our products with the ISO 16890 Standard that tests the capabilities of air filters by using particles on a broader spectrum.





**mikropor**

Manufacturing Forward



**16890**

## EN 779:2012

EN 779:2012 Standard classifies air filters according to the lowest filtration efficiency. Particle size that forms a basis to the efficiency is regarded as 0,4 µm and filters are separated into three groups. These groups are; G, M and F.

EN 779:2012 CLASSIFICATION					
Group	Class	Final Pressure Drop (Pa)	Avarage Arrestance of Synthetic Dust (%)	Avarage Arrestance 0,4µ Particles (%)	Minimum Efficiency of 0,4µ Particles (%)
Coarse	G1	250	$50 \leq Am \leq 65$	-	-
	G2	250	$65 \leq Am \leq 80$	-	-
	G3	250	$80 \leq Am \leq 90$	-	-
	G4	250	$90 \geq Am$	-	-
Medium	M5	450	-	$40 \leq Em \leq 60$	-
	M6	450	-	$60 \leq Em \leq 80$	-
Fine	F7	450	-	$80 \leq Em \leq 90$	35
	F8	450	-	$90 \leq Em \leq 95$	55
	F9	450	-	$95 \leq Em$	70

Mikropor Research and Dvelopment Laboratory utilizes the latest EN 779:2012 / ISO 16890 test system to develop new products for market needs, improve performance of existing products and to supply filters accordance with the design specifications.

**The Flat Sheet Media Test Rig** is a modular filter testing system for flat filter media. This enables to determine differential pressure curve, fractional efficiency, and dust holding capacity.





# ISO 16890

ISO 16890 Standard is a global testing standard that entered into force in the year 2018. ISO 16890 Standard, used for the classification of air filters has replaced EN 779:2012 Standard.

Since EN 779:2012 could not determine how a filter performs against other particles found in the air while it tests an air filter's capturing capability for 0,4µm particle size only, ISO 16890, which puts air filters' capturing capabilities into test with particles on a broader spectrum (0,3µm-10µm), came into effect.

The ISO 16890 Standard divides air filters into four groups. The prerequisite for each group is for the filter to capture at least 50% of the appropriate particle size.

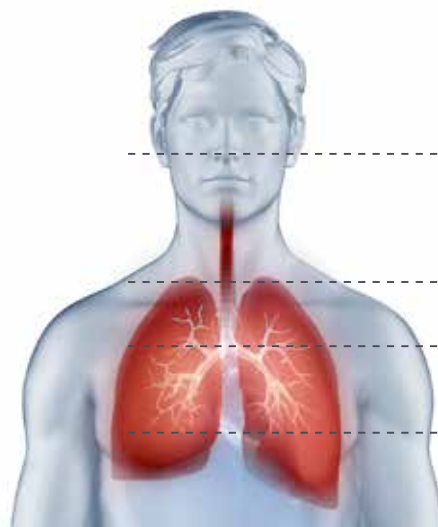
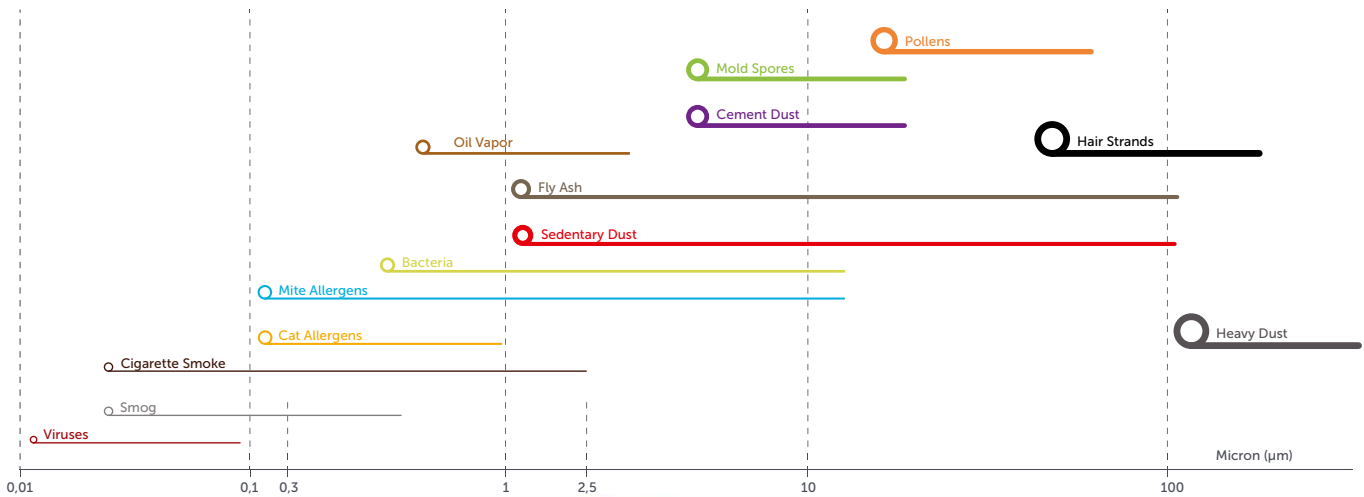
For instance, if a filter can capture more than 50% of PM1\* particles, it is classified as a ISO ePM1 filter.

\*Pollutants found in the air are called Particulate Matter (PM). PM is accepted as a common indicator for air pollution, and it affects humans more when compared to other pollutants. Main components of PM are sulfate, nitrates, ammonia, sodium chloride, black carbon, mineral salt and water. It consists of the mixture of solid and liquid particles of organic and inorganic matters suspending in the air.

FILTER GROUPS				
ISO GROUP	Min. Requirement			Class Reporting Value
	ePM1 min.	ePM2.5 min.	ePM10 min.	
ISO Coarse	-	-	<50%	Initial gravimetric arrastance
ISO ePM10	-	-	≥50%	ePM10
ISO ePM2.5	-	≥50%	-	ePM2.5
ISO ePM1	≥50%	-	-	ePM1

PARTICLE DIAMETER SIZE RANGE	
Efficiency	Size Range
ePM10	0,3 ≥ x ≥ 10
ePM2.5	0,3 ≥ x ≥ 2.5
ePM1	0,3 ≥ x ≥ 1

## SIZE OF POLLUTANTS IN AIR

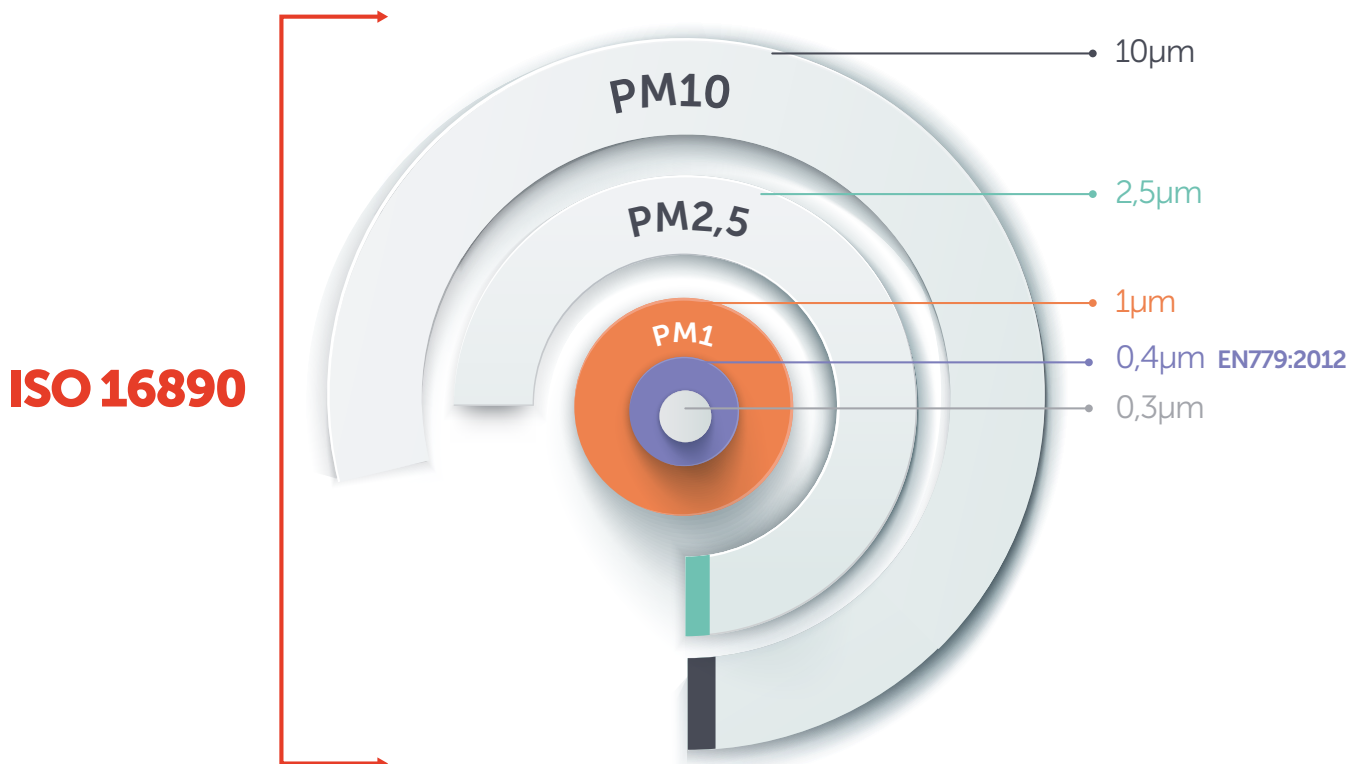


### Respirable Particle Size

- 10µm
- 0,3 - 10µm ISO ePM10
- 0,3 - 2,5µm ISO ePM2,5
- 0,3 - 1µm ISO ePM1

## COMPARISON OF EN 779:2012 AND ISO 16890 STANDARDS

	EN 779:2012	ISO 16890
Partical size for classification	0,4µm	from 0,3 to 1µm (PM1) from 0,3 to 2,5µm (PM2,5) from 0,3 to 10µm (PM10)
Test aerosol	DEHS	DEHS / from 0,3 to 1µm KCL / from 1 to 10µm
Electrostatic discharge with IPA (isopropanol)	Media is fully immersed	Sample (entire filter) is conditioned with IPA vapour
Efficiency of discharged filter	Comparison of sample and filter	Average efficiency of treated and untreated (conditioned) filter
Dust feed for classification	Incremental dust feed	Classification without dust feed
Test dust for ISO coarse and energy efficiency	ASHRAE	ISO fine
Dust feed	70 mg/m <sup>3</sup>	140 mg/m <sup>3</sup>
Test final differential pressure	G1, G2, G3, G4=250 Pa	PM 10 < 50%=200 Pa
	M5, M6, F7, F8, F9=450 Pa	PM 10 ≤ 50%=300 Pa
Classification	from G1 to G4 from M5 to M6 from F7 to F9	ISO Coarse ISO ePM10 ISO ePM2,5 ISO ePM1



## EN 1822

The EN 1822 Standard involves efficient, high-efficient and ultra-low permeability air filters (EPA, HEPA & ULPA) used in ventilating and air-conditioning, cleanroom technologies or applications in nuclear and pharmaceutical industries.

Their classification is based on the measuring of the size of particles (MPPS) passing to the clean side at a specific air speed.

FILTER CLASSIFICATION	EFFICIENCY (%) @MPPS		PENETRATION (%) @MPPS	
	Overall Value	Local Value	Overall Penetration	Local Penetration
<b>EN 1822</b>				
<b>E10</b>	85	-	15	-
<b>E11</b>	95	-	5	-
<b>E12</b>	99.50	-	0.5	-
<b>H13</b>	99.95	99.75	0.05	0.25
<b>H14</b>	99.995	99.975	0.005	0.025
<b>U15</b>	99.9995	99.9975	0.0005	0.0025
<b>U16</b>	99.99995	99.99975	0.00005	0.00025
<b>U17</b>	99.999995	99.9999	0.000005	0.0001

EN 1822 reports must show average and local efficiency at the stated flow rate, initial pressure drop and class of the filter.



## CLEANROOMS

Structures, in which the particle density can be controlled and which are built for minimizing motions (entry, growth and concealment) of particles, germs and other unwanted particulates, are called "cleanrooms". Inside these structures, ambient temperature, humidity and pressure parameters can also be controlled.

STANDARDS			PARTICLE COUNT			
US 209E 1992	ISO 14644 1996	BS 5295 1989	0,1 micron (per m <sup>3</sup> )	0,3 micron (per m <sup>3</sup> )	0,5 micron (per m <sup>3</sup> )	0,5 micron (per ft <sup>3</sup> )
-	CLASS 1	-	10	-	-	-
-	CLASS 2	-	100	10	-	-
1	CLASS 3	C	1000	102	35	1
10	CLASS 4	D	10000	1020	353	10
100	CLASS 5	E/F	100000	10200	3530	100
1000	CLASS 6	G/H	1000000	102000	35300	1000
10000	CLASS 7	J	-	-	353000	10000
100000	CLASS 8	K	-	-	3530000	100000

## ENERGY EFFICIENT FILTERS

Energy consumption, one of the basic cost items, constitutes approximately 80% of total filtration costs. Because of this high rate, using an air filter with high energy efficiency provides cost saving and also reduces the amount of waste, since the replacement frequency is decreased.

An invariable method is used in order to evaluate the energy efficiency of G4, M5, M6, F7, F8 and F9 class filters, and products in which this method is implemented are indicated with Eurovent 4/11 certificate located thereon. Eurovent energy label is valid for filter classes between G4 and F9 that are tested in accordance with EN 779:2012 Standard.

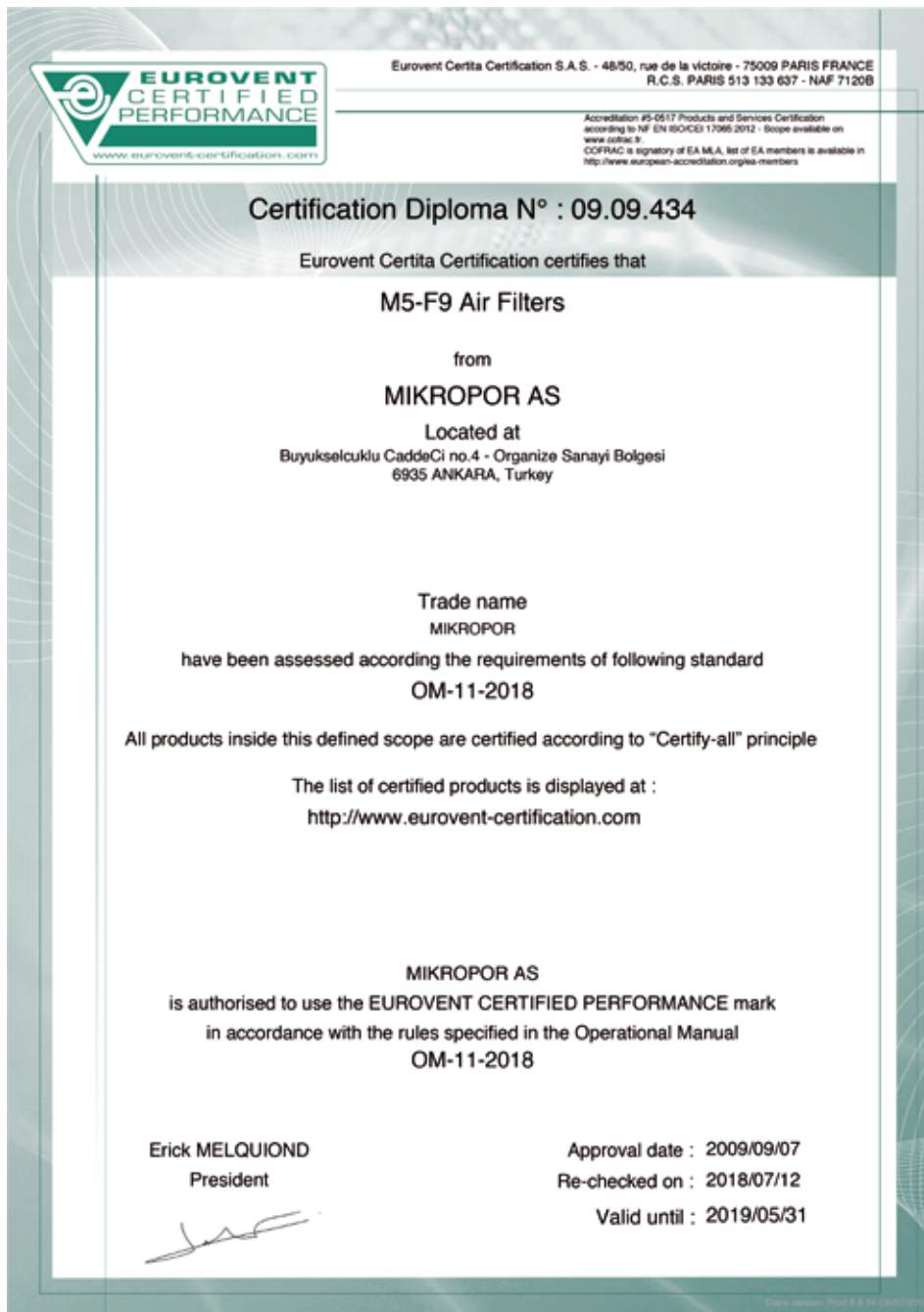
**With its energy efficient filters, Mikropor protects your health and the environment while allowing you to save money.**



## ▶ OUR COMPANY EUROVENT CERTIFICATE

### PERFORMANCE UNDER GUARANTEE

Eurovent Certification is used for air conditioning and cooling products, indicating that these products are in compliance with European and international standards. The series of common criteria for the products is formed by rating of the products and thus, the performances of the filters are guaranteed. By dint of detailed identification of certified products, it becomes unnecessary to perform tests, such as extensive comparison and performance qualification tests, once again. Thanks to the globally acknowledged Eurovent Certification, not only is the work simplified but also the trust towards data accuracy is increased.






# SEM, 3D & NANO

## SEM / Scanning Electron Microscopy

Scanning Electron Microscopy (SEM) is utilized in determining of surface characteristics of newly developed materials. On nano-coated surfaces, uniform and continuous filament formations, where no drop defects occur, are desired. By means of the SEM instrument, having 1.000.000x magnification, morphology of nanofibers can easily be examined. EDX is the technique utilized in order to define elemental composition on any sample or on a respective small area on a sample. EDX analysis in electron microscope is performed by exposing the sample to a scanning electron beam. Thus, elemental composition of the sample can be determined.



# 3D / Printing System



The 3D printer produces prototypes of designed products faster and with lower cost by utilizing layered production technology.



# NANO / Nano Coating System




Filter materials can be coated with fibers in nano scale through a nanofiber coating machine that utilizes electrospinning method. Durable and highly efficient filter material can be further improved by performing nanofiber coating on the material.

It is expected for the nanofiber coating to be evenly distributed over the filter material and for the filter to have low pressure drop and high efficiency.











# 02

## **COARSE FILTERS G2-G3-G4**

MFM-ROLLS-PF	26
MFM-ROLLS-PB	27
MFM-ROLLS-PS, DS	28
MPM SERIES	30
MPP SERIES	32
MGP SERIES	34
MSKPN SERIES	36
MSKPN-HP SERIES	37
MSKP SERIES	38
MSKP MESH SERIES	39
MV-G SERIES	40
MPS COARSE SERIES	41
MPS NANOWAVE SERIES	42
MPR SERIES	44
MPR REVERSE SERIES	45

A close-up photograph of a coarse filter, showing the pleated structure of the filter media. The pleats are arranged in a regular, repeating pattern, creating a series of V-shaped channels. The lighting is dramatic, with strong highlights on the ridges and deep shadows in the valleys, emphasizing the three-dimensional texture. The overall color palette is monochromatic, ranging from dark greys to light blues.

COARSE FILTERS

## ► MFM-ROLLS-PF

COARSE FILTERS ◀

<b>Media</b>	Synthetic
<b>Final Pressure Drop</b>	250 Pa
<b>Operating Temperature</b>	80°C
<b>Filter Efficiency*</b>	G2-G3-G4
<b>Filter Class**</b>	ISO Coarse

### Applications

- Pre-filter for HVAC
- Electrical switchboards
- Industrial plants

### Advantages

- Customized dimensions
- Depth loading
- High dust holding capacity



Part Number	EN 779:2012 Efficiency	ISO 16890 Class	Dimensions			Media Area (m <sup>2</sup> )	Air Flow (m <sup>3</sup> /h.m <sup>2</sup> )	Pressure Drop (Pa)
			Width (m)	Length (m)	Thickness (mm)			
MFM-175-2X20	G2	Coarse 30%	2	20	10	40,00	1700	25
MFM-200-2X20	G3	Coarse 40%	2	20	15	40,00	2500	25
MFM-270-2X20	G4	Coarse 60%	2	20	20	40,00	3400	25

\* According to EN 779:2012    \*\* According to ISO 16890





## ► MFM-ROLLS-PB

COARSE FILTERS ◀

<b>Media</b>	Synthetic
<b>Final Pressure Drop</b>	450 Pa
<b>Operating Temperature</b>	80°C
<b>Filter Efficiency*</b>	M5
<b>Filter Class**</b>	ISO ePM10

### Applications

- Paint spray booths

### Advantages

- Customized dimensions
- Uniform air distribution
- Optimal laminar air flow



Part Number	EN 779:2012 Efficiency	ISO 16890 Class	Dimensions			Media Area (m <sup>2</sup> )	Air Flow (m <sup>3</sup> /h.m <sup>2</sup> )	Pressure Drop (Pa)
			Width (m)	Length (m)	Thickness (mm)			
MFM-PB-600-2X20	M5	ISO ePM10 50%	2	20	20	40,00	1000	30
MFM-PB-600-1X20	M5	ISO ePM10 50%	1	20	20	20,00	1000	30

\* According to EN 779:2012    \*\* According to ISO 16890



## ▶ MFM-ROLLS-PS, DS

COARSE FILTERS ◀

<b>Media</b>	Fiberglass
<b>Final Pressure Drop</b>	250 Pa
<b>Operating Temperature</b>	PS: 120°C, DS: 100°C
<b>Filter Efficiency*</b>	G2-G3-G4
<b>Filter Class**</b>	ISO Coarse

### Applications

- DS, Pre-filter for HVAC
- Pre-filtration for gas turbines
- PS, Painting booths

### Advantages


- Customized dimensions
- High dust holding capacity
- Cost saving
- Prevention of machine damage



Part Number	EN 779:2012 Efficiency	ISO 16890 Class	Dimensions			Media Area (m <sup>2</sup> )	Air Flow (m <sup>3</sup> /h.m <sup>2</sup> )	Pressure Drop (Pa)
			Width (m)	Length (m)	Thickness (mm)			
MFM-PS-1"	G2	ISO Coarse 30%	2	20	25	40,00	5000	25
MFM-PS-2"	G3	ISO Coarse 40%	2	20	50	40,00	5000	35
MFM-PS-4"	G4	ISO Coarse 60%	2	20	100	40,00	5000	40
MFM-DS-2"	G3	ISO Coarse 40%	2	20	50	40,00	5000	35
MFM-DS-4"	G4	ISO Coarse 60%	2	20	100	40,00	5000	40

\* According to EN 779:2012    \*\* According to ISO 16890





<b>Media</b>	Fiberglass
<b>Frame</b>	Cardboard or Polypropylene
<b>Final Pressure Drop</b>	250 Pa
<b>Operating Temperature</b>	PS: 120°C, DS: 100°C
<b>Filter Efficiency*</b>	G2-G3-G4
<b>Filter Class**</b>	ISO Coarse

### Applications

- Pre-filter for HVAC and painting booths

### Advantages

- Disposable
- Moisture resistant cardboard frame
- High dust holding capacity
- Cost saving



Part Number	EN 779:2012 Efficiency	ISO 16890 Class	Dimensions			Media Area (m <sup>2</sup> )	Air Flow (m <sup>3</sup> /h)	Pressure Drop (Pa)
			Width (mm)	Length (mm)	Depth (mm)			
MPM-289/595/20	G2	ISO Coarse 30%	289	595	20	0,17	1700	25
MPM-495/595/20	G2	ISO Coarse 30%	495	595	20	0,29	2500	25
MPM-595/595/20	G2	ISO Coarse 30%	595	595	20	0,35	3400	25
MPM-495/495/20	G2	ISO Coarse 30%	495	495	20	0,25	2400	25
MPM-242/495/20	G2	ISO Coarse 30%	242	495	20	0,12	1200	25
MPM-395/495/20	G2	ISO Coarse 30%	395	495	20	0,20	1850	25
MPM-395/624/20	G2	ISO Coarse 30%	395	624	20	0,25	2400	25
MPM-495/624/20	G2	ISO Coarse 30%	495	624	20	0,31	3000	25
MPM-289/595/45	G3	ISO Coarse 40%	289	595	45	0,17	1700	45
MPM-495/595/45	G3	ISO Coarse 40%	495	595	45	0,29	2500	45
MPM-595/595/45	G3	ISO Coarse 40%	595	595	45	0,35	3400	45
MPM-495/495/45	G3	ISO Coarse 40%	495	495	45	0,25	2400	45
MPM-242/495/45	G3	ISO Coarse 40%	242	495	45	0,12	1650	45
MPM-395/495/45	G3	ISO Coarse 40%	395	495	45	0,20	1850	45
MPM-395/624/45	G3	ISO Coarse 40%	395	624	45	0,25	2400	45
MPM-495/624/45	G3	ISO Coarse 40%	495	624	45	0,31	3000	45

\* According to EN 779:2012    \*\* According to ISO 16890





Part Number	EN 779:2012 Efficiency	ISO 16890 Class	Dimensions			Media Area (m <sup>2</sup> )	Air Flow (m <sup>3</sup> /h)	Pressure Drop (Pa)
			Width (mm)	Length (mm)	Depth (mm)			
MPM-289/595/95	G4	ISO Coarse 60%	289	595	95	0,17	1700	60
MPM-495/595/95	G4	ISO Coarse 60%	495	595	95	0,29	2500	60
MPM-595/595/95	G4	ISO Coarse 60%	595	595	95	0,35	3400	60
MPM-495/495/95	G4	ISO Coarse 60%	495	495	95	0,25	2400	60
MPM-395/495/95	G4	ISO Coarse 60%	395	495	95	0,20	1900	60
MPM-395/624/95	G4	ISO Coarse 60%	395	624	95	0,25	2400	60
MPM-495/624/95	G4	ISO Coarse 60%	495	624	95	0,31	3000	60
MPM-624/725/95	G4	ISO Coarse 60%	624	725	95	0,45	4400	60

\* According to EN 779:2012    \*\* According to ISO 16890



# MPP SERIES

COARSE FILTERS

<b>Media</b>	Synthetic
<b>Frame</b>	Cardboard
<b>Final Pressure Drop</b>	250 Pa
<b>Operating Temperature</b>	80°C
<b>Filter Efficiency*</b>	G4
<b>Filter Class**</b>	ISO Coarse

## Applications

- Pre-filter for HVAC

## Advantages

- Disposable
- Moisture resistant cardboard frame
- Low initial pressure drop
- Metal free
- Incinerable



Part Number	EN 779:2012 Efficiency	ISO 16890 Class	Dimensions			Media Area (m <sup>2</sup> )	Air Flow (m <sup>3</sup> /h)	Pressure Drop (Pa)
			Width (mm)	Length (mm)	Depth (mm)			
MPP-289/595/20-4K-SP-N	G4	ISO Coarse 70%	289	595	20	0,24	1700	90
MPP-495/595/20-4K-SP-N	G4	ISO Coarse 70%	495	595	20	0,42	2500	90
MPP-595/595/20-4K-SP-N	G4	ISO Coarse 70%	595	595	20	0,50	3400	90
MPP-495/495/20-4K-SP-N	G4	ISO Coarse 70%	495	495	20	0,35	2400	90
MPP-242/495/20-4K-SP-N	G4	ISO Coarse 70%	242	495	20	0,17	1200	90
MPP-395/495/20-4K-SP-N	G4	ISO Coarse 70%	395	495	20	0,28	1850	90
MPP-395/624/20-4K-SP-N	G4	ISO Coarse 70%	395	624	20	0,35	2400	90
MPP-495/624/20-4K-SP-N	G4	ISO Coarse 70%	495	624	20	0,44	3000	90
MPP-289/595/45-4K-SP-N	G4	ISO Coarse 70%	289	595	45	0,60	1700	75
MPP-495/595/45-4K-SP-N	G4	ISO Coarse 70%	495	595	45	1,00	2500	75
MPP-595/595/45-4K-SP-N	G4	ISO Coarse 70%	595	595	45	1,20	3400	75
MPP-495/495/45-4K-SP-N	G4	ISO Coarse 70%	495	495	45	0,85	2400	75
MPP-242/495/45-4K-SP-N	G4	ISO Coarse 70%	242	495	45	0,41	1200	75
MPP-395/495/45-4K-SP-N	G4	ISO Coarse 70%	395	495	45	0,67	1850	75
MPP-395/624/45-4K-SP-N	G4	ISO Coarse 70%	395	624	45	0,84	2400	75

\* According to EN 779:2012    \*\* According to ISO 16890



	EN 779:2012 Efficiency	ISO 16890 Class	Dimensions			Media Area (m <sup>2</sup> )	Air Flow (m <sup>3</sup> /h)	Pressure Drop (Pa)
			Width (mm)	Length (mm)	Depth (mm)			
MPP-495/624/45-4K-SP-N	G4	ISO Coarse 70%	495	624	45	1,10	3000	75
MPP-289/595/95-4K-SP-N	G4	ISO Coarse 70%	289	595	95	1,30	1700	70
MPP-495/595/95-4K-SP-N	G4	ISO Coarse 70%	495	595	95	2,23	2500	70
MPP-595/595/95-4K-SP-N	G4	ISO Coarse 70%	595	595	95	2,60	3400	70
MPP-495/495/95-4K-SP-N	G4	ISO Coarse 70%	495	495	95	1,86	2400	70
MPP-395/495/95-4K-SP-N	G4	ISO Coarse 70%	395	495	95	1,48	1900	70
MPP-395/624/95-4K-SP-N	G4	ISO Coarse 70%	395	624	95	1,87	2400	70
MPP-495/624/95-4K-SP-N	G4	ISO Coarse 70%	495	624	95	2,34	3000	70
MPP-624/725/95-4K-SP-N	G4	ISO Coarse 70%	624	725	95	3,40	4400	70

\* According to EN 779:2012    \*\* According to ISO 16890



<b>Media</b>	Synthetic
<b>Frame</b>	Cardboard
<b>Final Pressure Drop</b>	250 Pa
<b>Operating Temperature</b>	80°C
<b>Filter Efficiency*</b>	G4
<b>Filter Class**</b>	ISO Coarse
<b>Separators</b>	Thermoplastic Adhesive

### Applications

- Pre-filter for HVAC and gas turbines

### Advantages


- Disposable
- Moisture resistant cardboard frame
- Tidy pleat spacing
- Customized width and height
- Metal free
- Incinerable



Part Number	EN 779:2012 Efficiency	ISO 16890 Class	Dimensions			Media Area (m <sup>2</sup> )	Air Flow (m <sup>3</sup> /h)	Pressure Drop (Pa)
			Width (mm)	Length (mm)	Depth (mm)			
MGP-292/595/45-4KNNG-S	G4	ISO Coarse 70%	292	595	45	0,70	1700	65
MGP-492/595/45-4KNNG-S	G4	ISO Coarse 70%	492	595	45	1,00	2500	65
MGP-595/595/45-4KNNG-S	G4	ISO Coarse 70%	595	595	45	1,30	3400	65
MGP-292/595/95-4KNNG-S	G4	ISO Coarse 70%	292	595	95	1,10	1700	50
MGP-492/595/95-4KNNG-S	G4	ISO Coarse 70%	492	595	95	1,90	2500	50
MGP-595/595/95-4KNNG-S	G4	ISO Coarse 70%	595	595	95	2,20	3400	50

\* According to EN 779:2012    \*\* According to ISO 16890





# MSKPN SERIES

COARSE FILTERS

<b>Media</b>	Synthetic
<b>Frame</b>	Plastic (ABS), Galvanized Steel, Stainless Steel
<b>Final Pressure Drop</b>	250 Pa
<b>Operating Temperature</b>	80°C
<b>Filter Efficiency*</b>	G4
<b>Filter Class**</b>	ISO Coarse
<b>Sealant</b>	Polyurethane
<b>Separators</b>	Thermoplastic Adhesive
<b>Gasket</b>	Optional



## Applications

- Primary filtration

## Advantages

- Tidy pleat spacing
- Light and rigid filter
- Leakage free

Part Number	EN 779:2012 Efficiency	ISO 16890 Class	Dimensions			Media Area (m <sup>2</sup> )	Air Flow (m <sup>3</sup> /h)	Pressure Drop (Pa)
			Width (mm)	Length (mm)	Depth (mm)			
MSKPN-287/592/48-4PKNNG	G4	ISO Coarse 70%	287	592	48	0,70	1700	65
MSKPN-492/592/48-4PKNNG	G4	ISO Coarse 70%	492	592	48	1,00	2500	65
MSKPN-592/592/48-4PKNNG	G4	ISO Coarse 70%	592	592	48	1,30	3400	65
MSKPN-287/592/96-4PKNNG	G4	ISO Coarse 70%	287	592	96	1,10	1700	55
MSKPN-492/592/96-4PKNNG	G4	ISO Coarse 70%	492	592	96	1,90	2500	55
MSKPN-592/592/96-4PKNNG	G4	ISO Coarse 70%	592	592	96	2,20	3400	55
MSKPN-287/592/150-4PKNNG	G4	ISO Coarse 70%	287	592	150	1,80	1700	50
MSKPN-492/592/150-4PKNNG	G4	ISO Coarse 70%	492	592	150	3,00	2500	50
MSKPN-592/592/150-4PKNNG	G4	ISO Coarse 70%	592	592	150	3,60	3400	50

\* According to EN 779:2012    \*\* According to ISO 16890



# MSKPN-HP SERIES

COARSE FILTERS

<b>Media</b>	Synthetic with Water Repellant Treatment
<b>Frame</b>	Plastic (ABS), Galvanized Steel, Stainless Steel
<b>Final Pressure Drop</b>	450 Pa
<b>Operating Temperature</b>	80°C
<b>Filter Efficiency*</b>	G4
<b>Filter Class**</b>	ISO Coarse
<b>Sealant</b>	Polyurethane
<b>Separators</b>	Plastic
<b>Gasket</b>	Optional



## Applications

- Gas turbine primary filtration and industrial processes

## Advantages

- Tidy pleat spacing
- Robust
- Water repellent media
- Leakage free

Part Number	EN 779:2012 Efficiency	ISO 16890 Class	Dimensions			Media Area (m <sup>2</sup> )	Air Flow (m <sup>3</sup> /h)	Pressure Drop (Pa)
			Width (mm)	Length (mm)	Depth (mm)			
MSKPN-287/592/48-4PKNNG-HP-TR	G4	ISO Coarse 70%	287	592	48	0,70	1700	65
MSKPN-492/592/48-4PKNNG-HP-TR	G4	ISO Coarse 70%	492	592	48	1,00	2500	65
MSKPN-592/592/48-4PKNNG-HP-TR	G4	ISO Coarse 70%	592	592	48	1,30	3400	65
MSKPN-287/592/96-4PKNNG-HP-TR	G4	ISO Coarse 70%	287	592	96	1,10	1700	55
MSKPN-492/592/96-4PKNNG-HP-TR	G4	ISO Coarse 70%	492	592	96	1,90	2500	55
MSKPN-592/592/96-4PKNNG-HP-TR	G4	ISO Coarse 70%	592	592	96	2,20	3400	55
MSKPN-287/592/150-4PKNNG-HP-TR	G4	ISO Coarse 70%	287	592	150	1,80	1700	50
MSKPN-492/592/150-4PKNNG-HP-TR	G4	ISO Coarse 70%	492	592	150	3,00	2500	50
MSKPN-592/592/150-4PKNNG-HP-TR	G4	ISO Coarse 70%	592	592	150	3,60	3400	50

\* According to EN 779:2012    \*\* According to ISO 16890





# MSKP SERIES

## COARSE FILTERS

<b>Media</b>	Synthetic
<b>Frame</b>	Galvanized Steel, Stainless Steel
<b>Final Pressure Drop</b>	250 Pa
<b>Operating Temperature</b>	80°C
<b>Filter Efficiency*</b>	G4
<b>Filter Class**</b>	ISO Coarse
<b>Gasket</b>	Optional

### Applications

- Pre-filter for HVAC

### Advantages

- Light and rigid filter
- Low initial pressure drop



Part Number	EN 779:2012 Efficiency	ISO 16890 Class	Dimensions			Media Area (m <sup>2</sup> )	Air Flow (m <sup>3</sup> /h)	Pressure Drop (Pa)
			Width (mm)	Length (mm)	Depth (mm)			
MSKP-287/592/48-42GNNG	G4	ISO Coarse 60%	287	592	48	0,40	1700	70
MSKP-492/592/48-42GNNG	G4	ISO Coarse 60%	492	592	48	0,60	2500	70
MSKP-592/592/48-42GNNG	G4	ISO Coarse 60%	592	592	48	0,80	3400	70
MSKP-287/592/96-42GNNG	G4	ISO Coarse 60%	287	592	96	0,80	1700	45
MSKP-492/592/96-42GNNG	G4	ISO Coarse 60%	492	592	96	1,20	2500	45
MSKP-592/592/96-42GNNG	G4	ISO Coarse 60%	592	592	96	1,60	3400	45

\* According to EN 779:2012    \*\* According to ISO 16890





<b>Media</b>	Aluminium Knitted Wire Mesh, Stainless Steel Knitted Wire Mesh
<b>Frame</b>	Aluminium, Galvanized Steel, Stainless Steel
<b>Final Pressure Drop</b>	250 Pa
<b>Operating Temperature</b>	200°C
<b>Filter Efficiency*</b>	G1
<b>Filter Class**</b>	ISO Coarse

### Applications

- Pre-filter for gas turbine applications
- Smoke fume aspirations, sparkle filtration

### Advantages

- Rigid filter
- Low initial pressure drop
- Washable



Part Number	EN 779:2012 Efficiency	ISO 16890 Class	Dimensions			Air Flow (m³/h)	Pressure Drop (Pa)
			Width (mm)	Length (mm)	Depth (mm)		
MSKP-287/592/48-A-ALMESH	G1	ISO Coarse 30%	287	592	48	2250	60
MSKP-492/592/48-A-ALMESH	G1	ISO Coarse 30%	492	592	48	3400	60
MSKP-592/592/48-A-ALMESH	G1	ISO Coarse 30%	592	592	48	4250	60

\* According to EN 779:2012    \*\* According to ISO 16890

<b>Media</b>	Synthetic
<b>Frame</b>	PS
<b>Final Pressure Drop</b>	450 Pa
<b>Operating Temperature</b>	80°C
<b>Filter Efficiency*</b>	G4
<b>Filter Class**</b>	ISO Coarse 60%
<b>Gasket</b>	Optional
<b>Sealant</b>	Polyurethane
<b>Separators</b>	Hot Melt on the Pleats
<b>Header Thickness</b>	20 mm, 25 mm



### Applications

- Coalescer for gas turbine applications

### Advantages

- Compact design
- Reverse flow

Part Number	EN 779:2012 Efficiency	ISO 16890 Class	Dimensions			Media Area (m <sup>2</sup> )	Air Flow (m <sup>3</sup> /h)	Pressure Drop (Pa)
			Width (mm)	Length (mm)	Depth (mm)			
MV-G4-01	G4	ISO Coarse 60%	592	292	292	3,00	1750	80
MV-G4-02	G4	ISO Coarse 60%	592	492	292	5,00	2800	80
MV-G4-03	G4	ISO Coarse 60%	592	592	292	6,00	3400	80
MX-G4-01	G4	ISO Coarse 60%	592	292	440	4,50	1750	60
MX-G4-02	G4	ISO Coarse 60%	592	492	440	7,50	2800	60
MX-G4-03	G4	ISO Coarse 60%	592	592	440	9,00	3400	60

\* According to EN 779:2012    \*\* According to ISO 16890



<b>Media</b>	Synthetic
<b>Frame</b>	Galvanized Steel
<b>Final Pressure Drop</b>	250 Pa
<b>Operating Temperature</b>	80°C
<b>Filter Efficiency*</b>	G3-G4
<b>Filter Class**</b>	ISO Coarse

### Applications

- General ventilation and air conditioning equipment

### Advantages

- High dust holding capacity
- Low initial pressure drop
- Conical self-supporting pockets with ultrasonic welding



Part Number	EN 779:2012 Efficiency	ISO 16890 Class	Dimensions			Media Area (m <sup>2</sup> )	Air Flow (m <sup>3</sup> /h)	Pressure Drop (Pa)	Number of Pockets
			Width (mm)	Length (mm)	Depth (mm)				
MPS-3-06600-03	G3	ISO Coarse 50%	592	592	600	5,00	3400	40	6
MPS-3-05600-02	G3	ISO Coarse 50%	490	592	600	4,20	2800	40	5
MPS-3-03600-01	G3	ISO Coarse 50%	287	592	600	2,50	1700	40	3
MPS-3-06360-03	G3	ISO Coarse 50%	592	592	360	3,00	3400	45	6
MPS-3-05360-02	G3	ISO Coarse 50%	490	592	360	2,50	2800	45	5
MPS-3-03360-01	G3	ISO Coarse 50%	287	592	360	1,50	1700	45	3
MPS-4-06600-03	G4	ISO Coarse 60%	592	592	600	5,00	3400	50	6
MPS-4-05600-02	G4	ISO Coarse 60%	490	592	600	4,20	2800	50	5
MPS-4-03600-01	G4	ISO Coarse 60%	287	592	600	2,50	1700	50	3
MPS-4-06360-03	G4	ISO Coarse 60%	592	592	360	3,00	3400	60	6
MPS-4-05360-02	G4	ISO Coarse 60%	490	592	360	2,50	2800	60	5
MPS-4-03360-01	G4	ISO Coarse 60%	287	592	360	1,50	1700	60	3

\* According to EN 779:2012    \*\* According to ISO 16890



# ► MPS NANOWAVE SERIES

COARSE FILTERS ◀

<b>Media</b>	Synthetic NANOWAVE
<b>Frame</b>	Galvanised Steel, Stainless Steel
<b>Final Pressure Drop</b>	300 Pa
<b>Operating Temperature</b>	80°C
<b>Humidity</b>	100% RH
<b>Filter Efficiency*</b>	M6-F9
<b>Filter Class**</b>	ISO ePM2,5-ISO ePM1
<b>Gasket</b>	Optional

### Applications

- General ventilation and air conditioning equipment

### Advantages

- High dust holding capacity
- Low initial pressure drop
- Self-supporting conical sewn pocket



Part Number	EN 779:2012 Efficiency	ISO 16890 Class	Dimensions			Media Area (m <sup>2</sup> )	Air Flow (m <sup>3</sup> /h)	Pressure Drop (Pa)	Energy (***)	Number of Pockets
			Width (mm)	Length (mm)	Depth (mm)					
MPS-6-10-635-592/592-G-N-H22-NW	M6	ISO ePM2,5 50%	592	592	635	7,5	3400	50	B	10
MPS-6-8-635-492/592-G-N-H22-NW	M6	ISO ePM2,5 50%	492	592	635	6,0	2800	50	B	8
MPS-6-5-635-287/592-G-N-H22-NW	M6	ISO ePM2,5 50%	287	592	635	3,8	1700	50	B	5
MPS-6-8-635-592/592-G-N-H22-NW	M6	ISO ePM2,5 50%	592	592	635	6,0	3400	55	B	8
MPS-6-6-635-492/592-G-N-H22-NW	M6	ISO ePM2,5 50%	492	592	635	4,5	2800	55	B	6
MPS-6-4-635-287/592-G-N-H22-NW	M6	ISO ePM2,5 50%	287	592	635	3,0	1700	55	B	4
MPS-7-10-635-592/592-G-N-H22-NW	F7	ISO ePM1 55%	592	592	635	7,5	3400	70	A	10
MPS-7-8-635-492/592-G-N-H22-NW	F7	ISO ePM1 55%	492	592	635	6,0	2800	70	A	8
MPS-7-5-635-287/592-G-N-H22-NW	F7	ISO ePM1 55%	287	592	635	3,8	1700	70	A	5
MPS-7-8-635-592/592-G-N-H22-NW	F7	ISO ePM1 55%	592	592	635	7,5	3400	75	A	8
MPS-7-6-635-492/592-G-N-H22-NW	F7	ISO ePM1 55%	492	592	635	6,0	2800	75	A	6
MPS-7-4-635-287/592-G-N-H22-NW	F7	ISO ePM1 55%	287	592	635	3,8	1700	75	A	4

\* According to EN 779:2012    \*\* According to ISO 16890



Part Number	EN 779: 2012 Efficiency	ISO 16890 Class	Dimensions			Media Area (m <sup>2</sup> )	Air Flow (m <sup>3</sup> /h)	Pressure Drop (Pa)	Energy (***)	Number of Pockets
			Width (mm)	Length (mm)	Depth (mm)					
MPS-8-10-635-592/592-G-N-H22-NW	F8	ISO ePM1 65%	592	592	635	7,5	3400	75	C	10
MPS-8-8-635-492/592-G-N-H22-NW	F8	ISO ePM1 65%	492	592	635	6,0	2800	75	C	8
MPS-8-5-635-287/592-G-N-H22-NW	F8	ISO ePM1 65%	287	592	635	3,8	1700	75	C	5
MPS-8-8-635-592/592-G-N-H22-NW	F8	ISO ePM1 65%	592	592	635	7,5	3400	80	C	8
MPS-8-6-635-492/592-G-N-H22-NW	F8	ISO ePM1 65%	492	592	635	6,0	2800	80	C	6
MPS-8-4-635-287/592-G-N-H22-NW	F8	ISO ePM1 65%	287	592	635	3,8	1700	80	C	4
MPS-9-10-635-592/592-G-N-H22-NW	F9	ISO ePM1 85%	592	592	635	7,5	3400	115	C	10
MPS-9-8-635-492/592-G-N-H22-NW	F9	ISO ePM1 85%	492	592	635	6,0	2800	115	C	8
MPS-9-5-635-287/592-G-N-H22-NW	F9	ISO ePM1 85%	287	592	635	3,8	1700	115	C	5
MPS-9-8-635-592/592-G-N-H22-NW	F9	ISO ePM1 85%	592	592	635	7,5	3400	120	C	8
MPS-9-6-635-492/592-G-N-H22-NW	F9	ISO ePM1 85%	492	592	635	6,0	2800	120	C	6
MPS-9-4-635-287/592-G-N-H22-NW	F9	ISO ePM1 85%	287	592	635	3,8	1700	120	C	4
MPS-7-10-635-592/592-G-N-H22-NW-EDHC	F7	ISO ePM1 60%	592	592	635	7,5	3400	60	A	10
MPS-7-8-635-492/592-G-N-H22-NW-EDHC	F7	ISO ePM1 60%	492	592	635	6,0	2800	60	A	8
MPS-7-5-635-287/592-G-N-H22-NW-EDHC	F7	ISO ePM1 60%	287	592	635	3,8	1700	60	A	5
MPS-7-8-635-592/592-G-N-H22-NW-EDHC	F7	ISO ePM1 60%	592	592	635	7,5	3400	65	A	8
MPS-7-6-635-492/592-G-N-H22-NW-EDHC	F7	ISO ePM1 60%	492	592	635	6,0	2800	65	A	6
MPS-7-4-635-287/592-G-N-H22-NW-EDHC	F7	ISO ePM1 60%	287	592	635	3,8	1700	65	A	4
MPS-9-10-635-592/592-G-N-H22-NW-EDHC	F9	ISO ePM1 90%	592	592	635	7,5	3400	85	A	10
MPS-9-8-635-492/592-G-N-H22-NW-EDHC	F9	ISO ePM1 90%	492	592	635	6,0	2800	85	A	8
MPS-9-5-635-287/592-G-N-H22-NW-EDHC	F9	ISO ePM1 90%	287	592	635	3,8	1700	85	A	5
MPS-9-8-635-592/592-G-N-H22-NW-EDHC	F9	ISO ePM1 90%	592	592	635	7,5	3400	90	A	8
MPS-9-6-635-492/592-G-N-H22-NW-EDHC	F9	ISO ePM1 90%	492	592	635	6,0	2800	90	A	6
MPS-9-4-635-287/592-G-N-H22-NW-EDHC	F9	ISO ePM1 90%	287	592	635	3,8	1700	90	A	4

\* According to EN 779:2012    \*\* According to ISO 16890





<b>Media</b>	Synthetic
<b>Frame</b>	Molded Plastic Frame
<b>Final Pressure Drop</b>	450 Pa
<b>Operating Temperature</b>	80°C
<b>Filter Efficiency*</b>	G4-M5-M6
<b>Filter Class**</b>	ISO Coarse - ISO ePM10

### Applications

- Automotive industry
- Gas turbine air intake systems
- General ventilation and air conditioning for office buildings, industrial environments, food processing facilities and laboratories

### Advantages

- High dust holding capacity
- Low initial pressure drop
- Rigid self-supporting pocket filter
- Incinerable



Part Number	EN 779:2012 Efficiency	ISO 16890 Class	Dimensions			Media Area (m <sup>2</sup> )	Air Flow (m <sup>3</sup> /h)	Pressure Drop (Pa)	Energy (***)	Number of Pockets
			Width (mm)	Length (mm)	Depth (mm)					
MPR-4-06600-03	G4	ISO Coarse 60%	595	595	600	4,20	3400	45	-	6
MPR-4-03600-01	G4	ISO Coarse 60%	287	595	600	2,10	1700	45	-	3
MPR-4-06360-03	G4	ISO Coarse 60%	595	595	360	2,50	3400	50	-	6
MPR-4-03360-01	G4	ISO Coarse 60%	287	595	360	1,20	1700	50	-	3
MPR-4-08600-03	G4	ISO Coarse 60%	595	595	600	5,60	3400	45	-	8
MPR-4-04600-01	G4	ISO Coarse 60%	287	595	600	2,80	1700	45	-	4
MPR-4-08360-03	G4	ISO Coarse 60%	595	595	360	3,30	3400	50	-	8
MPR-4-04360-01	G4	ISO Coarse 60%	287	595	360	1,60	1700	50	-	4
MPR-5-06600-03	M5	ISO ePM10 50%	595	595	600	4,20	3400	45	A	6
MPR-5-03600-01	M5	ISO ePM10 50%	287	595	600	2,10	1700	45	A	3
MPR-5-06360-03	M5	ISO ePM10 50%	595	595	360	2,50	3400	55	C	6
MPR-5-03360-01	M5	ISO ePM10 50%	287	595	360	1,20	1700	55	C	3
MPR-5-08600-03	M5	ISO ePM10 50%	595	595	600	5,60	3400	45	A	8
MPR-5-04600-01	M5	ISO ePM10 50%	287	595	600	2,80	1700	45	A	4
MPR-5-08360-03	M5	ISO ePM10 50%	595	595	360	2,50	3400	55	B	8
MPR-5-04360-01	M5	ISO ePM10 50%	287	595	360	1,20	1700	55	B	4
MPR-6-08600-03	M6	ISO ePM10 55%	595	595	600	5,60	3400	60	B	8
MPR-6-04600-01	M6	ISO ePM10 55%	287	595	600	2,80	1700	60	B	4

\* According to EN 779:2012    \*\* According to ISO 16890    \*\*\* According to Eurovent 4/21-2014



# ▶ MPR REVERSE SERIES

COARSE FILTERS ◀

<b>Media</b>	Synthetic
<b>Frame</b>	Molded Plastic Frame
<b>Final Pressure Drop</b>	450 Pa
<b>Operating Temperature</b>	80°C
<b>Filter Efficiency*</b>	G4-M5-M6
<b>Filter Class**</b>	ISO Coarse - ISO ePM10

### Applications

- Gas turbine air intake systems
- Turbo compressors and diesel and gas engines.

### Advantages

- High dust holding capacity
- Low initial pressure drop
- The integrated plastic support
- Incinerable



Part Number	EN 779:2012 Efficiency	ISO 16890 Class	Dimensions			Media Area (m <sup>2</sup> )	Air Flow (m <sup>3</sup> /h)	Pressure Drop (Pa)	Number of Pockets
			Width (mm)	Length (mm)	Depth (mm)				
MPR-4-06360-03-R	G4	ISO Coarse 60%	592	592	360	2,50	3400	35	6
MPR-5-06360-03-R	M5	ISO ePM10 50%	592	592	360	2,50	3400	50	6
MPR-6-06360-03-R	M6	ISO ePM10 55%	592	592	360	2,50	3400	95	6

\* According to EN 779:2012    \*\* According to ISO 16890    \*\*\* According to Eurovent 4/21-2014






# 03

## **FINE FILTERS**

### **M5-F9**

MPS FINE SERIES	<b>48</b>
MPS FINE PLASTIC SERIES	<b>50</b>
MPG SERIES	<b>52</b>
MPF SERIES CARDBOARD	<b>56</b>
MPF SERIES	<b>58</b>
MC SERIES	<b>60</b>
MV-HT PLASTIC SERIES	<b>62</b>
MV SERIES	<b>63</b>
MV-ACX SERIES	<b>64</b>
MVX SERIES	<b>65</b>
MVEE SERIES	<b>66</b>
MW SERIES	<b>67</b>
MV SERIES SINGLE CELL V FILTER	<b>68</b>



FINE FILTERS

# ▶ MPS FINE SERIES

FINE FILTERS ◀

<b>Media</b>	Synthetic
<b>Frame</b>	Galvanized Steel
<b>Final Pressure Drop</b>	300 Pa
<b>Operating Temperature</b>	80°C
<b>Filter Efficiency*</b>	M5-M6-F7-F8
<b>Filter Class**</b>	ISO ePM10 / ISO ePM2,5 / ISO ePM1
<b>Media Color</b>	M5: White / M6: Green / F7: Pink / F8: Yellow



## Applications

- HVAC

## Advantages

- Low initial pressure drop

Part Number	EN 779:2012 Efficiency	ISO 16890 Class	Dimensions			Media Area (m <sup>2</sup> )	Air Flow (m <sup>3</sup> /h)	Pressure Drop (Pa)	Number of Pockets
			Width (mm)	Length (mm)	Depth (mm)				
MPS-5-06560-03	M5	ISO ePM10 55%	592	592	560	4,60	2250	40	6
MPS-5-05560-02	M5	ISO ePM10 55%	490	592	560	3,80	1870	40	5
MPS-5-03560-01	M5	ISO ePM10 55%	287	592	560	2,30	1125	40	3
MPS-5-06460-03	M5	ISO ePM10 55%	592	592	460	3,80	2250	50	6
MPS-5-05460-02	M5	ISO ePM10 55%	490	592	460	3,20	1870	50	5
MPS-5-03460-01	M5	ISO ePM10 55%	287	592	460	1,90	1125	50	3
MPS-5-06380-03	M5	ISO ePM10 55%	592	592	380	3,20	2250	55	6
MPS-5-05380-02	M5	ISO ePM10 55%	490	592	380	2,70	1870	55	5
MPS-5-03380-01	M5	ISO ePM10 55%	287	592	380	1,60	1125	55	3
MPS-6-06765-03	M6	ISO ePM10 65%	592	592	765	6,40	2550	50	6
MPS-6-05765-02	M6	ISO ePM10 65%	490	592	765	5,30	2050	50	5
MPS-6-03765-01	M6	ISO ePM10 65%	287	592	765	3,20	1275	50	3
MPS-6-06560-03	M6	ISO ePM10 65%	592	592	560	4,60	2250	50	6
MPS-6-05560-02	M6	ISO ePM10 65%	490	592	560	3,80	1870	50	5
MPS-6-03560-01	M6	ISO ePM10 65%	287	592	560	2,30	1125	50	3
MPS-6-08765-03	M6	ISO ePM10 65%	592	592	765	8,60	2550	40	8
MPS-6-06765-02	M6	ISO ePM10 65%	490	592	765	6,50	2050	40	6

\* According to EN 779:2012    \*\* According to ISO 16890





Part Number	EN 779:2012 Efficiency	ISO 16890 Class	Dimensions			Media Area (m <sup>2</sup> )	Air Flow (m <sup>3</sup> /h)	Pressure Drop (Pa)	Number of Pockets
			Width (mm)	Length (mm)	Depth (mm)				
MPS-6-04765-01	M6	ISO ePM10 65%	287	592	765	4,30	1275	40	4
MPS-6-08560-03	M6	ISO ePM10 65%	592	592	560	6,20	2250	40	8
MPS-6-06560-02	M6	ISO ePM10 65%	490	592	560	4,70	1870	40	6
MPS-6-04560-01	M6	ISO ePM10 65%	287	592	560	3,10	1125	40	4
MPS-7-06765-03	F7	ISO ePM1 55%	592	592	765	6,40	2550	80	6
MPS-7-05765-02	F7	ISO ePM1 55%	490	592	765	5,30	2050	80	5
MPS-7-03765-01	F7	ISO ePM1 55%	287	592	765	3,20	1275	80	3
MPS-7-06560-03	F7	ISO ePM1 55%	592	592	560	4,60	2250	80	6
MPS-7-05560-02	F7	ISO ePM1 55%	490	592	560	3,80	1870	80	5
MPS-7-03560-01	F7	ISO ePM1 55%	287	592	560	2,30	1125	80	3
MPS-7-08765-03	F7	ISO ePM1 55%	592	592	765	8,60	2550	70	8
MPS-7-06765-02	F7	ISO ePM1 55%	490	592	765	6,50	2050	70	6
MPS-7-04765-01	F7	ISO ePM1 55%	287	592	765	4,30	1275	70	4
MPS-7-08560-03	F7	ISO ePM1 55%	592	592	560	6,20	2250	70	8
MPS-7-06560-02	F7	ISO ePM1 55%	490	592	560	4,70	1870	70	6
MPS-7-04560-01	F7	ISO ePM1 55%	287	592	560	3,10	1125	70	4
MPS-8-06765-03	F8	ISO ePM1 65%	592	592	765	6,40	2550	115	6
MPS-8-05765-02	F8	ISO ePM1 65%	490	592	765	5,30	2050	115	5
MPS-8-03765-01	F8	ISO ePM1 65%	287	592	765	3,20	1275	115	3
MPS-8-06560-03	F8	ISO ePM1 65%	592	592	560	4,60	2250	115	6
MPS-8-05560-02	F8	ISO ePM1 65%	490	592	560	3,80	1870	115	5
MPS-8-03560-01	F8	ISO ePM1 65%	287	592	560	2,30	1125	115	3
MPS-8-08765-03	F8	ISO ePM1 65%	592	592	765	8,60	2550	100	8
MPS-8-06765-02	F8	ISO ePM1 65%	490	592	765	6,50	2050	100	6
MPS-8-04765-01	F8	ISO ePM1 65%	287	592	765	4,30	1275	100	4
MPS-8-08560-03	F8	ISO ePM1 65%	592	592	560	6,20	2250	100	8
MPS-8-06560-02	F8	ISO ePM1 65%	490	592	560	4,70	1870	100	6
MPS-8-04560-01	F8	ISO ePM1 65%	287	592	560	3,10	1125	100	4

\* According to EN 779:2012    \*\* According to ISO 16890



# ► MPS FINE PLASTIC SERIES

FINE FILTERS ◀

<b>Media</b>	Synthetic
<b>Frame</b>	Plastic (PS)
<b>Final Pressure Drop</b>	450 Pa
<b>Operating Temperature</b>	80°C
<b>Filter Efficiency*</b>	M5-M6-F7-F8
<b>Filter Class**</b>	ISO ePM10 / ISO ePM2,5 / ISO ePM1
<b>Media Color</b>	M5: White / M6: Green / F7: Pink / F8: Yellow



## Applications

- HVAC

## Advantages

- Low initial pressure drop

Part Number	EN 779:2012 Efficiency	ISO 16890 Class	Dimensions			Media Area (m <sup>2</sup> )	Air Flow (m <sup>3</sup> /h)	Pressure Drop (Pa)	Number of Pockets
			Width (mm)	Length (mm)	Depth (mm)				
MPS-5-06560-03P	M5	ISO ePM10 55%	592	592	560	4,60	2250	45	6
MPS-5-03560-01P	M5	ISO ePM10 55%	287	592	560	2,30	1125	45	3
MPS-5-06460-03P	M5	ISO ePM10 55%	592	592	460	3,80	2250	55	6
MPS-5-03460-01P	M5	ISO ePM10 55%	287	592	460	1,90	1125	55	3
MPS-5-06380-03P	M5	ISO ePM10 55%	592	592	380	3,20	2250	60	6
MPS-6-06765-03P	M6	ISO ePM10 65%	592	592	765	6,40	2550	55	6
MPS-6-03765-01P	M6	ISO ePM10 65%	287	592	765	3,20	1275	55	3
MPS-6-06560-03P	M6	ISO ePM10 65%	592	592	560	4,60	2250	55	6
MPS-6-03560-01P	M6	ISO ePM10 65%	287	592	560	2,30	1125	55	3
MPS-6-08765-03P	M6	ISO ePM10 65%	592	592	765	8,60	2550	45	8
MPS-6-04765-01P	M6	ISO ePM10 65%	287	592	765	4,30	1275	45	4
MPS-6-08560-03P	M6	ISO ePM10 65%	592	592	560	6,20	2550	45	8
MPS-6-04560-01P	M6	ISO ePM10 65%	287	592	560	3,10	1275	45	4
MPS-7-06765-03P	F7	ISO ePM2,5 65%	592	592	765	6,40	2550	90	6
MPS-7-03765-01P	F7	ISO ePM2,5 65%	287	592	765	3,20	1275	90	3
MPS-7-06560-03P	F7	ISO ePM2,5 65%	592	592	560	4,60	2250	90	6

\* According to EN 779:2012    \*\* According to ISO 16890



Part Number	EN 779:2012 Efficiency	ISO 16890 Class	Dimensions			Media Area (m <sup>2</sup> )	Air Flow (m <sup>3</sup> /h)	Pressure Drop (Pa)	Number of Pockets
			Width (mm)	Length (mm)	Depth (mm)				
MPS-7-03560-01P	F7	ISO ePM2,5 65%	287	592	560	2,30	1125	90	3
MPS-7-08765-03P	F7	ISO ePM2,5 65%	592	592	765	8,60	2550	80	8
MPS-7-04765-01P	F7	ISO ePM2,5 65%	287	592	765	4,30	1275	80	4
MPS-7-08560-03P	F7	ISO ePM2,5 65%	592	592	560	6,20	2550	80	8
MPS-7-04560-01P	F7	ISO ePM2,5 65%	287	592	560	3,10	1275	80	4
MPS-8-06765-03P	F8	ISO ePM1 65%	592	592	765	6,40	2550	125	6
MPS-8-03765-01P	F8	ISO ePM1 65%	287	592	765	3,20	1275	125	3
MPS-8-06560-03P	F8	ISO ePM1 65%	592	592	560	4,60	2250	125	6
MPS-8-03560-01P	F8	ISO ePM1 65%	287	592	560	2,30	1125	125	3
MPS-8-08765-03P	F8	ISO ePM1 65%	592	592	765	8,60	2550	110	8
MPS-8-04765-01P	F8	ISO ePM1 65%	287	592	765	4,30	1275	110	4
MPS-8-08560-03P	F8	ISO ePM1 65%	592	592	560	6,20	2550	110	8
MPS-8-04560-01P	F8	ISO ePM1 65%	287	592	560	3,10	1275	110	4

\* According to EN 779:2012    \*\* According to ISO 16890



<b>Media</b>	Glassfiber
<b>Frame</b>	Galvanized Steel
<b>Final Pressure Drop</b>	450 Pa
<b>Operating Temperature</b>	80°C
<b>Filter Efficiency*</b>	M5-M6-F7-F8
<b>Filter Class**</b>	ISO ePM10 / ISO ePM1
<b>Media Color</b>	M5: White / M6: Green / F7: Pink F8: Yellow
<b>Fiber Assembly Type</b>	Sewn



### Applications

- HVAC
- Pre-filter of absolute filters

### Advantages

- Low initial pressure drop
- Low energy use

Part Number	EN 779:2012 Efficiency	ISO 16890 Class	Dimensions			Media Area (m <sup>2</sup> )	Air Flow (m <sup>3</sup> /h)	Pressure Drop (Pa)	Energy (***)	Number of Pockets
			Width (mm)	Length (mm)	Depth (mm)					
MPG-5-10535-03	M5	ISO ePM10 55%	592	592	535	6,50	3400	55	C	10
MPG-5-08535-02	M5	ISO ePM10 55%	592	492	535	5,00	2800	55	C	8
MPG-5-05535-01	M5	ISO ePM10 55%	592	287	535	3,20	1700	55	C	5
MPG-5-10635-03	M5	ISO ePM10 55%	592	592	635	7,80	3400	50	C	10
MPG-5-08635-02	M5	ISO ePM10 55%	592	492	635	6,00	2800	50	C	8
MPG-5-05635-01	M5	ISO ePM10 55%	592	287	635	3,90	1700	50	C	5
MPG-5-08535-03	M5	ISO ePM10 55%	592	592	535	5,00	3400	55	D	8
MPG-5-06535-02	M5	ISO ePM10 55%	592	492	535	3,75	2800	55	D	6
MPG-5-04535-01	M5	ISO ePM10 55%	592	287	535	2,50	1700	55	D	4
MPG-5-08635-03	M5	ISO ePM10 55%	592	592	635	6,00	3400	50	C	8
MPG-5-06635-02	M5	ISO ePM10 55%	592	492	635	4,50	2800	50	C	6
MPG-5-04635-01	M5	ISO ePM10 55%	592	287	635	3,00	1700	50	C	4
MPG-5-06600-03	M5	ISO ePM10 55%	592	592	600	4,25	3400	55	D	6
MPG-5-04600-02	M5	ISO ePM10 55%	592	492	600	2,80	2800	55	D	4
MPG-5-03600-01	M5	ISO ePM10 55%	592	287	600	2,10	1700	55	D	3
MPG-5-12380-03	M5	ISO ePM10 55%	592	592	380	5,50	3400	60	E	12
MPG-5-10380-02	M5	ISO ePM10 55%	592	492	380	4,60	2800	60	E	10
MPG-5-06380-01	M5	ISO ePM10 55%	592	287	380	2,75	1700	60	E	6

\* According to EN 779:2012    \*\* According to ISO 16890    \*\*\* According to Eurovent 4/21-2014



Part Number	EN 779:2012 Efficiency	ISO 16890 Class	Dimensions			Media Area (m <sup>2</sup> )	Air Flow (m <sup>3</sup> /h)	Pressure Drop (Pa)	Energy (***)	Number of Pockets
			Width (mm)	Length (mm)	Depth (mm)					
MPG-6-10535-03	M6	ISO ePM10 65%	592	592	535	6,50	3400	65	D	10
MPG-6-08535-02	M6	ISO ePM10 65%	592	492	535	5,00	2800	65	D	8
MPG-6-05535-01	M6	ISO ePM10 65%	592	287	535	3,20	1700	65	D	5
MPG-6-10635-03	M6	ISO ePM10 65%	592	592	635	7,80	3400	55	C	10
MPG-6-08635-02	M6	ISO ePM10 65%	592	492	635	6,00	2800	55	C	8
MPG-6-05635-01	M6	ISO ePM10 65%	592	287	635	3,90	1700	55	C	5
MPG-6-08535-03	M6	ISO ePM10 65%	592	592	535	5,00	3400	75	C	8
MPG-6-06535-02	M6	ISO ePM10 65%	592	492	535	3,75	2800	75	C	6
MPG-6-04535-01	M6	ISO ePM10 65%	592	287	535	2,50	1700	75	C	4
MPG-6-08635-03	M6	ISO ePM10 65%	592	592	635	6,00	3400	65	B	8
MPG-6-06635-02	M6	ISO ePM10 65%	592	492	635	4,50	2800	65	B	6
MPG-6-04635-01	M6	ISO ePM10 65%	592	287	635	3,00	1700	65	B	4
MPG-6-06600-03	M6	ISO ePM10 65%	592	592	600	4,25	3400	75	D	6
MPG-6-04600-02	M6	ISO ePM10 65%	592	492	600	2,80	2800	75	D	4
MPG-6-03600-01	M6	ISO ePM10 65%	592	287	600	2,10	1700	75	D	3
MPG-6-12380-03	M6	ISO ePM10 65%	592	592	380	5,50	3400	80	E	12
MPG-6-10380-02	M6	ISO ePM10 65%	592	492	380	4,60	2800	80	E	10
MPG-6-06380-01	M6	ISO ePM10 65%	592	287	380	2,75	1700	80	E	6
MPG-7-10535-03	F7	ISO ePM1 55%	592	592	535	6,50	3400	105	D	10
MPG-7-08535-02	F7	ISO ePM1 55%	592	492	535	5,00	2800	105	D	8
MPG-7-05535-01	F7	ISO ePM1 55%	592	287	535	3,20	1700	105	D	5
MPG-7-10635-03	F7	ISO ePM1 55%	592	592	635	7,80	3400	95	C	10
MPG-7-08635-02	F7	ISO ePM1 55%	592	492	635	6,00	2800	95	C	8
MPG-7-05635-01	F7	ISO ePM1 55%	592	287	635	3,90	1700	95	C	5
MPG-7-08535-03	F7	ISO ePM1 55%	592	592	535	5,00	3400	105	C	8
MPG-7-06535-02	F7	ISO ePM1 55%	592	492	535	3,75	2800	105	C	6
MPG-7-04535-01	F7	ISO ePM1 55%	592	287	535	2,50	1700	105	C	4
MPG-7-08635-03	F7	ISO ePM1 55%	592	592	635	6,00	3400	90	C	8
MPG-7-06635-02	F7	ISO ePM1 55%	592	492	635	4,50	2800	90	C	6
MPG-7-04635-01	F7	ISO ePM1 55%	592	287	635	3,00	1700	90	C	4
MPG-7-06600-03	F7	ISO ePM1 55%	592	592	600	4,25	3400	110	D	6
MPG-7-04600-02	F7	ISO ePM1 55%	592	492	600	2,80	2800	110	D	4
MPG-7-03600-01	F7	ISO ePM1 55%	592	287	600	2,10	1700	110	D	3

\* According to EN 779:2012    \*\* According to ISO 16890    \*\*\* According to Eurovent 4/21-2014





Part Number	EN 779:2012 Efficiency	ISO 16890 Class	Dimensions			Media Area (m <sup>2</sup> )	Air Flow (m <sup>3</sup> /h)	Pressure Drop (Pa)	Energy (***)	Number of Pockets
			Width (mm)	Length (mm)	Depth (mm)					
MPG-8-10535-03	F8	ISO ePM1 80%	592	592	535	6,50	3400	150	D	10
MPG-8-08535-02	F8	ISO ePM1 80%	592	492	535	5,00	2800	150	D	8
MPG-8-05535-01	F8	ISO ePM1 80%	592	287	535	3,20	1700	150	D	5
MPG-8-10635-03	F8	ISO ePM1 80%	592	592	635	7,80	3400	140	D	10
MPG-8-08635-02	F8	ISO ePM1 80%	592	492	635	6,00	2800	140	D	8
MPG-8-05635-01	F8	ISO ePM1 80%	592	287	635	3,90	1700	140	D	5
MPG-8-08535-03	F8	ISO ePM1 80%	592	592	535	5,00	3400	160	D	8
MPG-8-06535-02	F8	ISO ePM1 80%	592	492	535	3,75	2800	160	D	6
MPG-8-04535-01	F8	ISO ePM1 80%	592	287	535	2,50	1700	160	D	4
MPG-8-08635-03	F8	ISO ePM1 80%	592	592	635	6,00	3400	145	D	8
MPG-8-06635-02	F8	ISO ePM1 80%	592	492	635	4,50	2800	145	D	6
MPG-8-04635-01	F8	ISO ePM1 80%	592	287	635	3,00	1700	145	D	4
MPG-8-06600-03	F8	ISO ePM1 80%	592	592	600	4,25	3400	150	D	6
MPG-8-04600-02	F8	ISO ePM1 80%	592	492	600	2,80	2800	150	D	4
MPG-8-03600-01	F8	ISO ePM1 80%	592	287	600	2,10	1700	150	D	3

\* According to EN 779:2012    \*\* According to ISO 16890    \*\*\* According to Eurovent 4/21-2014





<b>Media</b>	Microglass Fiber
<b>Frame</b>	Cardboard
<b>Final Pressure Drop</b>	450 Pa
<b>Operating Temperature</b>	80°C
<b>Filter Efficiency*</b>	M5-M6-F7-F8
<b>Filter Class**</b>	ISO ePM10 / ISO ePM1
<b>Sealant</b>	Wood Glue
<b>Separator</b>	Hot Melt



### Applications

- HVAC

### Advantages

- Compact and rigid
- Low energy use
- High surface area
- Metal free
- MPF product line fully meets the requirements for VDI 6022

Part Number	EN 779:2012 Efficiency	ISO 16890 Class	Dimensions			Media Area (m <sup>2</sup> )	Air Flow (m <sup>3</sup> /h)	Pressure Drop (Pa)
			Width (mm)	Length (mm)	Depth (mm)			
MPF-595/595/45-5KN	M5	ISO ePM10 55%	595	595	45	5,90	2000	65
MPF-495/595/45-5KN	M5	ISO ePM10 55%	495	595	45	4,90	1650	65
MPF-287/595/45-5KN	M5	ISO ePM10 55%	287	595	45	2,90	1000	65
MPF-595/595/95-5KN	M5	ISO ePM10 55%	595	595	95	11,50	2900	70
MPF-495/595/95-5KN	M5	ISO ePM10 55%	495	595	95	9,60	2400	70
MPF-287/595/95-5KN	M5	ISO ePM10 55%	287	595	95	5,80	1450	70
MPF-595/595/45-6KN	M6	ISO ePM10 60%	595	595	45	5,90	2000	65
MPF-495/595/45-6KN	M6	ISO ePM10 60%	495	595	45	4,90	1650	65
MPF-287/595/45-6KN	M6	ISO ePM10 60%	287	595	45	2,90	1000	65
MPF-595/595/95-6KN	M6	ISO ePM10 60%	595	595	95	11,50	2900	70
MPF-495/595/95-6KN	M6	ISO ePM10 60%	495	595	95	9,60	2400	70
MPF-287/595/95-6KN	M6	ISO ePM10 60%	287	595	95	5,80	1450	70
MPF-595/595/45-7KN	F7	ISO ePM1 50%	595	595	45	5,90	2000	80
MPF-495/595/45-7KN	F7	ISO ePM1 50%	495	595	45	4,90	1650	80
MPF-287/595/45-7KN	F7	ISO ePM1 50%	287	595	45	2,90	1000	80
MPF-595/595/95-7KN	F7	ISO ePM1 50%	595	595	95	11,50	2900	90

\* According to EN 779:2012    \*\* According to ISO 16890



Part Number	EN 779:2012 Efficiency	ISO 16890 Class	Dimensions			Media Area (m <sup>2</sup> )	Air Flow (m <sup>3</sup> /h)	Pressure Drop (Pa)
			Width (mm)	Length (mm)	Depth (mm)			
MPF-495/595/95-7KN	F7	ISO ePM1 50%	495	595	95	9,60	2400	90
MPF-287/595/95-7KN	F7	ISO ePM1 50%	287	595	95	5,80	1450	90
MPF-595/595/45-8KN	F8	ISO ePM1 65%	595	595	45	5,90	2000	100
MPF-495/595/45-8KN	F8	ISO ePM1 65%	495	595	45	4,90	1650	100
MPF-287/595/45-8KN	F8	ISO ePM1 65%	287	595	45	2,90	1000	100
MPF-595/595/95-8KN	F8	ISO ePM1 65%	595	595	95	11,50	2900	105
MPF-495/595/95-8KN	F8	ISO ePM1 65%	495	595	95	9,60	2400	105
MPF-287/595/95-8KN	F8	ISO ePM1 65%	287	595	95	5,80	1450	105

\* According to EN 779:2012    \*\* According to ISO 16890



<b>Media</b>	Microglass Fiber
<b>Frame</b>	Galvanized Steel, Aluminium, Stainless Steel, MDF, Plastic
<b>Final Pressure Drop</b>	450 Pa
<b>Operating Temperature</b>	80°C
<b>Filter Efficiency*</b>	M6-F7-F8-F9
<b>Filter Class**</b>	ISO ePM10 / ISO ePM1
<b>Gasket</b>	Optional
<b>Sealant</b>	Polyurethane
<b>Separator</b>	Hot Melt



### Applications

- HVAC

### Advantages

- Compact and rigid
- Low energy use
- High surface area
- MPF product line fully meets the requirements for VDI 6022

Part Number	EN 779:2012 Efficiency	ISO 16890 Class	Dimensions			Media Area (m <sup>2</sup> )	Air Flow (m <sup>3</sup> /h)	Pressure Drop (Pa)
			Width (mm)	Length (mm)	Depth (mm)			
MPF-287/592/48-6GN	M6	ISO ePM10 60%	287	592	48	3,00	1000	65
MPF-492/592/48-6GN	M6	ISO ePM10 60%	492	592	48	5,00	1600	65
MPF-592/592/48-6GN	M6	ISO ePM10 60%	592	592	48	6,00	2000	65
MPF-287/592/96-6GN	M6	ISO ePM10 60%	287	592	96	5,50	1450	80
MPF-492/592/96-6GN	M6	ISO ePM10 60%	492	592	96	9,00	2400	80
MPF-592/592/96-6GN	M6	ISO ePM10 60%	592	592	96	11,00	2900	80
MPF-287/592/150-6GN	M6	ISO ePM10 60%	287	592	150	7,50	1700	80
MPF-492/592/150-6GN	M6	ISO ePM10 60%	492	592	150	12,50	2800	80
MPF-592/592/150-6GN	M6	ISO ePM10 60%	592	592	150	15,00	3400	80
MPF-287/592/48-7GN	F7	ISO ePM1 50%	287	592	48	3,00	1000	80
MPF-492/592/48-7GN	F7	ISO ePM1 50%	492	592	48	5,00	1600	80
MPF-592/592/48-7GN	F7	ISO ePM1 50%	592	592	48	6,00	2000	80
MPF-287/592/96-7GN	F7	ISO ePM1 50%	287	592	96	5,50	1450	90
MPF-492/592/96-7GN	F7	ISO ePM1 50%	492	592	96	9,00	2400	90
MPF-592/592/96-7GN	F7	ISO ePM1 50%	592	592	96	11,00	2900	90
MPF-287/592/150-7GN	F7	ISO ePM1 50%	287	592	150	7,50	1700	100
MPF-492/592/150-7GN	F7	ISO ePM1 50%	492	592	150	12,50	2800	100
MPF-592/592/150-7GN	F7	ISO ePM1 50%	592	592	150	15,00	3400	100

\* According to EN 779:2012    \*\* According to ISO 16890



Part Number	EN 779:2012 Efficiency	ISO 16890 Class	Dimensions			Media Area (m <sup>2</sup> )	Air Flow (m <sup>3</sup> /h)	Pressure Drop (Pa)
			Width (mm)	Length (mm)	Depth (mm)			
MPF-287/592/48-8GN	F8	ISO ePM1 65%	287	592	48	3,00	1000	100
MPF-492/592/48-8GN	F8	ISO ePM1 65%	492	592	48	5,00	1600	100
MPF-592/592/48-8GN	F8	ISO ePM1 65%	592	592	48	6,00	2000	100
MPF-287/592/96-8GN	F8	ISO ePM1 65%	287	592	96	5,50	1450	105
MPF-492/592/96-8GN	F8	ISO ePM1 65%	492	592	96	9,00	2400	105
MPF-592/592/96-8GN	F8	ISO ePM1 65%	592	592	96	11,00	2900	105
MPF-287/592/150-8GN	F8	ISO ePM1 65%	287	592	150	7,50	1700	120
MPF-492/592/150-8GN	F8	ISO ePM1 65%	492	592	150	12,50	2800	120
MPF-592/592/150-8GN	F8	ISO ePM1 65%	592	592	150	15,00	3400	120
MPF-287/592/48-9GN	F9	ISO ePM1 80%	287	592	48	3,00	1000	145
MPF-492/592/48-9GN	F9	ISO ePM1 80%	492	592	48	5,00	1600	145
MPF-592/592/48-9GN	F9	ISO ePM1 80%	592	592	48	6,00	2000	145
MPF-287/592/96-9GN	F9	ISO ePM1 80%	287	592	96	5,50	1450	150
MPF-492/592/96-9GN	F9	ISO ePM1 80%	492	592	96	9,00	2400	150
MPF-592/592/96-9GN	F9	ISO ePM1 80%	592	592	96	11,00	2900	150
MPF-287/592/150-9GN	F9	ISO ePM1 80%	287	592	150	7,50	1700	150
MPF-492/592/150-9GN	F9	ISO ePM1 80%	492	592	150	12,50	2800	150
MPF-592/592/150-9GN	F9	ISO ePM1 80%	592	592	150	15,00	3400	150

\* According to EN 779:2012    \*\* According to ISO 16890





# ▶ MC SERIES

FINE FILTERS ◀

<b>Media</b>	Microglass Fiber
<b>Frame</b>	Plastic or Galvanized Steel
<b>Final Pressure Drop</b>	450 Pa
<b>Operating Temperature</b>	80°C
<b>Filter Efficiency*</b>	M6-F7-F8-F9
<b>Filter Class**</b>	ISO ePM10 / ISO ePM1
<b>Gasket</b>	Optional
<b>Sealant</b>	Polyurethane
<b>Header Thickness</b>	25 mm



### Applications

- HVAC
- Pre-filter for cleanroom applications
- Industrial processes

### Advantages

- Compact and rigid
- Low energy consumption
- High surface area

Part Number	EN 779:2012 Efficiency	ISO 16890 Class	Dimensions			Media Area (m <sup>2</sup> )	Air Flow (m <sup>3</sup> /h)	Pressure Drop (Pa)	Energy (***)
			Width (mm)	Length (mm)	Depth (mm)				
MCL-592/592/130-6PKNNG-S-H25-NT	M6	ISO ePM10 60%	592	592	130	6,20	2250	90	-
MCL-492/592/130-6PKNNG-S-H25-NT	M6	ISO ePM10 60%	492	592	130	5,10	1900	90	-
MCL-292/592/130-6PKNNG-S-H25-NT	M6	ISO ePM10 60%	292	592	130	3,10	1125	90	-
MCH-592/592/130-6PKNNG-S-H25-NT	M6	ISO ePM10 60%	592	592	130	12,40	3400	120	E
MCH-492/592/130-6PKNNG-S-H25-NT	M6	ISO ePM10 60%	492	592	130	9,70	2750	120	E
MCH-292/592/130-6PKNNG-S-H25-NT	M6	ISO ePM10 60%	292	592	130	6,20	1700	120	E

MCL-592/592/130-7PKNNG-S-H25-NT	F7	ISO ePM1 50%	592	592	130	6,20	2250	120	-
MCL-492/592/130-7PKNNG-S-H25-NT	F7	ISO ePM1 50%	492	592	130	5,10	1900	120	-
MCL-292/592/130-7PKNNG-S-H25-NT	F7	ISO ePM1 50%	292	592	130	3,10	1125	120	-
MCH-592/592/130-7PKNNG-S-H25-NT	F7	ISO ePM1 50%	592	592	130	12,40	3400	135	D
MCH-492/592/130-7PKNNG-S-H25-NT	F7	ISO ePM1 50%	492	592	130	9,70	2750	135	D
MCH-292/592/130-7PKNNG-S-H25-NT	F7	ISO ePM1 50%	292	592	130	6,20	1700	135	D

\* According to EN 779:2012    \*\* According to ISO 16890    \*\*\* According to Eurovent 4/21-2014



Part Number	EN 779:2012 Efficiency	ISO 16890 Class	Dimensions			Media Area (m <sup>2</sup> )	Air Flow (m <sup>3</sup> /h)	Pressure Drop (Pa)	Energy (***)
			Width (mm)	Length (mm)	Depth (mm)				
MCL-592/592/130-8PKNNG-S-H25-NT	F8	ISO ePM1 65%	592	592	130	6,20	2250	150	-
MCL-492/592/130-8PKNNG-S-H25-NT	F8	ISO ePM1 65%	492	592	130	5,10	1900	150	-
MCL-292/592/130-8PKNNG-S-H25-NT	F8	ISO ePM1 65%	292	592	130	3,10	1125	150	-
MCH-592/592/130-8PKNNG-S-H25-NT	F8	ISO ePM1 65%	592	592	130	12,40	3400	150	D
MCH-492/592/130-8PKNNG-S-H25-NT	F8	ISO ePM1 65%	492	592	130	9,70	2750	150	D
MCH-292/592/130-8PKNNG-S-H25-NT	F8	ISO ePM1 65%	292	592	130	6,20	1700	150	D
MCL-592/592/130-9PKNNG-S-H25-NT	F9	ISO ePM1 80%	592	592	130	6,20	2250	170	-
MCL-492/592/130-9PKNNG-S-H25-NT	F9	ISO ePM1 80%	492	592	130	5,10	1900	170	-
MCL-292/592/130-9PKNNG-S-H25-NT	F9	ISO ePM1 80%	292	592	130	3,10	1125	170	-
MCH-592/592/130-9PKNNG-S-H25-NT	F9	ISO ePM1 80%	592	592	130	12,40	3400	175	D
MCH-492/592/130-9PKNNG-S-H25-NT	F9	ISO ePM1 80%	492	592	130	9,70	2750	175	D
MCH-292/592/130-9PKNNG-S-H25-NT	F9	ISO ePM1 80%	292	592	130	6,20	1700	175	D


\* According to EN 779:2012    \*\* According to ISO 16890    \*\*\* According to Eurovent 4/21-2014



# MV-HT PLASTIC SERIES

FINE FILTERS

<b>Media</b>	Microglass Fiber
<b>Frame</b>	Polyamid
<b>Final Pressure Drop</b>	600 Pa
<b>Max. Operating Temperature</b>	120°C
<b>Filter Efficiency*</b>	M6-F7-F8-F9
<b>Filter Class**</b>	ISO ePM10 / ISO ePM1
<b>Gasket</b>	Optional
<b>Sealant</b>	Polyurethane
<b>Header Thickness</b>	20 mm, 25 mm



 **120°C**

### Applications

- HVAC
- Cleanroom applications

### Advantages

- Compact design
- High surface area
- High efficiency
- MV-HT product line fully meets the requirements for VDI 6022

Part Number	EN 779:2012 Efficiency	ISO 16890 Class	Dimensions			Media Area (m <sup>2</sup> )	Air Flow (m <sup>3</sup> /h)	Pressure Drop (Pa)	Energy (***)
			Width (mm)	Length (mm)	Depth (mm)				
MV-F6-01-P	M6	ISO ePM10 65%	592	292	292	9,00	1750	65	D
MV-F6-02-P	M6	ISO ePM10 65%	592	492	292	15,00	2800	65	D
MV-F6-03-P	M6	ISO ePM10 65%	592	592	292	18,00	3400	65	D
MV-F7-01-P	F7	ISO ePM1 50%	592	292	292	9,00	1750	78	C
MV-F7-02-P	F7	ISO ePM1 50%	592	492	292	15,00	2800	78	C
MV-F7-03-P	F7	ISO ePM1 50%	592	592	292	18,00	3400	78	C
MV-F8-01-P	F8	ISO ePM1 65%	592	292	292	9,00	1750	92	C
MV-F8-02-P	F8	ISO ePM1 65%	592	492	292	15,00	2800	92	C
MV-F8-03-P	F8	ISO ePM1 65%	592	592	292	18,00	3400	92	C
MV-F9-01-P	F9	ISO ePM1 80%	592	292	292	9,00	1750	115	C
MV-F9-02-P	F9	ISO ePM1 80%	592	492	292	15,00	2800	115	C
MV-F9-03-P	F9	ISO ePM1 80%	592	592	292	18,00	3400	115	C

\* According to EN 779:2012    \*\* According to ISO 16890    \*\*\* According to Eurovent 4/21-2014



<b>Media</b>	Microglass Fiber
<b>Frame</b>	PS
<b>Final Pressure Drop</b>	450 Pa
<b>Operating Temperature</b>	80°C
<b>Filter Efficiency*</b>	M6-F7-F8-F9
<b>Filter Class**</b>	ISO ePM10 / ISO ePM1
<b>Gasket</b>	Optional
<b>Sealant</b>	Polyurethane
<b>Separators</b>	Hot Melt
<b>Header Thickness</b>	20 mm, 25 mm



### Applications

- HVAC
- Cleanroom applications
- Air purification of smokes, pollens

### Advantages

- Compact design
- High surface area
- High efficiency
- Energy saver
- MV product line fully meets the requirements for VDI 6022

Part Number	EN 779:2012 Efficiency	ISO 16890 Class	Dimensions			Media Area (m <sup>2</sup> )	Air Flow (m <sup>3</sup> /h)	Pressure Drop (Pa)	Energy (***)
			Width (mm)	Length (mm)	Depth (mm)				
MV-F6-01	M6	ISO ePM10 65%	592	292	292	9,00	1750	65	D
MV-F6-02	M6	ISO ePM10 65%	592	492	292	15,00	2800	65	D
MV-F6-03	M6	ISO ePM10 65%	592	592	292	18,00	3400	65	D
MV-F7-01	F7	ISO ePM1 50%	592	292	292	9,00	1750	78	C
MV-F7-02	F7	ISO ePM1 50%	592	492	292	15,00	2800	78	C
MV-F7-03	F7	ISO ePM1 50%	592	592	292	18,00	3400	78	C
MV-F8-01	F8	ISO ePM1 65%	592	292	292	9,00	1750	92	C
MV-F8-02	F8	ISO ePM1 65%	592	492	292	15,00	2800	92	C
MV-F8-03	F8	ISO ePM1 65%	592	592	292	18,00	3400	92	C
MV-F9-01	F9	ISO ePM1 80%	592	292	292	9,00	1750	115	C
MV-F9-02	F9	ISO ePM1 80%	592	492	292	15,00	2800	115	C
MV-F9-03	F9	ISO ePM1 80%	592	592	292	18,00	3400	115	C

\* According to EN 779:2012    \*\* According to ISO 16890    \*\*\* According to Eurovent 4/21-2014



# MV-ACX SERIES

FINE FILTERS

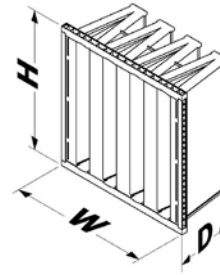
<b>Media</b>	Active Carbon between Layers of Synthetic Media
<b>Frame</b>	Plastic (PS)
<b>Final Pressure Drop</b>	450Pa
<b>Operating Temperature</b>	40°C
<b>Carbon Weight</b>	425 gr/m <sup>2</sup>
<b>Gasket</b>	Optional
<b>Sealant</b>	Polyurethane

## Applications

- Museums, art galleries, libraries etc.

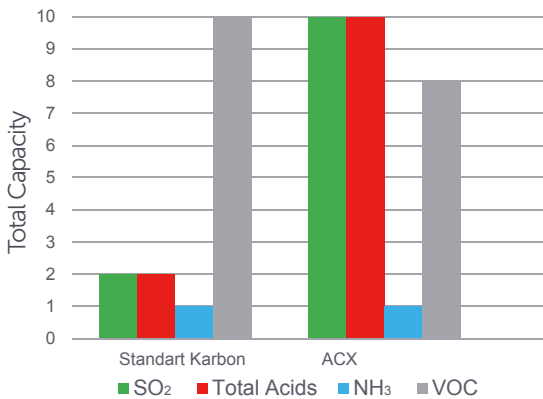
## Advantages

- High air flow

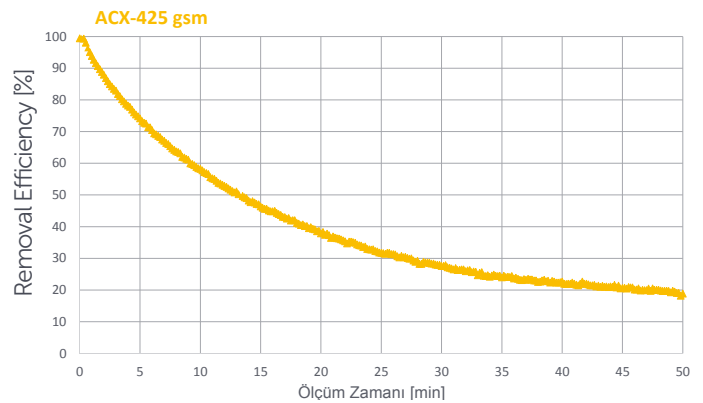


Part Number	EN 779:2012 Efficiency	Dimensions			Media Area (m <sup>2</sup> )	Air Flow (m <sup>3</sup> /h)	Pressure Drop (Pa)
		Width (mm)	Length (mm)	Depth (mm)			
MV-ACX-01	-	592	292	292	4,00	1700	75
MV-ACX-02	-	592	492	292	6,50	2800	75
MV-ACX-03	-	592	592	292	8,00	3400	75
MV-F7SMACX-01	F7	592	292	292	4,00	1700	120
MV-F7SMACX-02	F7	592	492	292	6,50	2800	120
MV-F7SMACX-03	F7	592	592	292	8,00	3400	120

Total capacity values depending on type of impregnation



ACX Carbon media test - tracer gas SO<sub>2</sub>  
concentration: 30ppm 10cm/s conditions: 23°C, 50% rF



\* According to EN 779:2012 \*\* According to ISO 16890 \*\*\* According to Eurovent 4/21-2014



# MVX SERIES

FINE FILTERS

<b>Media</b>	Microglass Fiber
<b>Frame</b>	PS
<b>Final Pressure Drop</b>	450 Pa
<b>Operating Temperature</b>	80°C
<b>Filter Efficiency*</b>	M6-F7-F8-F9
<b>Filter Class**</b>	ISO ePM10 / ISO ePM1
<b>Gasket</b>	Optional
<b>Sealant</b>	Polyurethane
<b>Separators</b>	Hot Melt
<b>Header Thickness</b>	20 mm or 25 mm



**FULLY POTTED**

### Applications

- Gas turbine applications

### Advantages

- High surface area
- High efficiency
- Energy saver

Part Number	EN 779:2012 Efficiency	ISO 16890 Class	Dimensions			Media Area (m <sup>2</sup> )	Air Flow (m <sup>3</sup> /h)	Pressure Drop (Pa)	Energy (***)
			Width (mm)	Length (mm)	Depth (mm)				
MXV-F6-03-DPG-Y	M6	ISO ePM10 65%	592	592	440	32,00	3400	60	C
MXV-F6-02-DPG-Y	M6	ISO ePM10 65%	592	492	440	27,00	2800	60	C
MXV-F6-01-DPG-Y	M6	ISO ePM10 65%	592	292	440	16,00	1750	60	C
MXV-F7-03-DPG-Y	F7	ISO ePM1 50%	592	592	440	32,00	3400	70	A+
MXV-F7-02-DPG-Y	F7	ISO ePM1 50%	592	492	440	27,00	2800	70	A+
MXV-F7-01-DPG-Y	F7	ISO ePM1 50%	592	292	440	16,00	1750	70	A+
MXV-F8-03-DPG-Y	F8	ISO ePM1 65%	592	592	440	32,00	3400	85	A
MXV-F8-02-DPG-Y	F8	ISO ePM1 65%	592	492	440	27,00	2800	85	A
MXV-F8-01-DPG-Y	F8	ISO ePM1 65%	592	292	440	16,00	1750	85	A
MXV-F9-03-DPG-Y	F9	ISO ePM1 80%	592	592	440	32,00	3400	95	A
MXV-F9-02-DPG-Y	F9	ISO ePM1 80%	592	492	440	27,00	2800	95	A
MXV-F9-01-DPG-Y	F9	ISO ePM1 80%	592	292	440	16,00	1750	95	A

\* According to EN 779:2012    \*\* According to ISO 16890    \*\*\* According to Eurovent 4/21-2014





## ► MVEE SERIES

FINE FILTERS ◀

<b>Media</b>	Microglass Fiber
<b>Frame</b>	PS
<b>Final Pressure Drop</b>	450 Pa
<b>Operating Temperature</b>	80°C
<b>Filter Efficiency*</b>	F7-F8-F9
<b>Filter Class**</b>	ISO ePM1
<b>Gasket</b>	Optional
<b>Sealant</b>	Polyurethane
<b>Separators</b>	Hot Melt
<b>Header Thickness</b>	20 mm, 25 mm



### Applications

- HVAC
- Cleanroom applications

### Advantages

- High surface area
- High efficiency

Part Number	EN 779:2012 Efficiency	ISO 16890 Class	Dimensions			Media Area (m <sup>2</sup> )	Air Flow (m <sup>3</sup> /h)	Pressure Drop (Pa)	Energy (***)
			Width (mm)	Length (mm)	Depth (mm)				
MVEE-F7-01	F7	ISO ePM1 60%	592	292	292	10,00	1750	78	A
MVEE-F7-02	F7	ISO ePM1 60%	592	492	292	16,00	2800	78	A
MVEE-F7-03	F7	ISO ePM1 60%	592	592	292	20,00	3400	78	A
MVEE-F8-01	F8	ISO ePM1 70%	592	292	292	10,00	1750	88	A
MVEE-F8-02	F8	ISO ePM1 70%	592	492	292	16,00	2800	88	A
MVEE-F8-03	F8	ISO ePM1 70%	592	592	292	20,00	3400	88	A
MVEE-F9-01	F9	ISO ePM1 85%	592	292	292	10,00	1750	95	A
MVEE-F9-02	F9	ISO ePM1 85%	592	492	292	16,00	2800	95	A
MVEE-F9-03	F9	ISO ePM1 85%	592	592	292	20,00	3400	95	A

\* According to EN 779:2012    \*\* According to ISO 16890    \*\*\* According to Eurovent 4/21-2014



# MW SERIES

FINE FILTERS

<b>Media</b>	Microglass Fiber
<b>Frame</b>	PS
<b>Final Pressure Drop</b>	450 Pa
<b>Operating Temperature</b>	80°C
<b>Filter Efficiency*</b>	M6-F7-F8-F9
<b>Filter Class**</b>	ISO ePM10 / ISO ePM1
<b>Gasket</b>	Optional
<b>Sealant</b>	Polyurethane
<b>Separators</b>	Hot Melt
<b>Header Thickness</b>	20 mm, 25 mm



## Applications

- HVAC

## Advantages


- Compact and economic
- High surface area
- High efficiency

Part Number	EN 779:2012 Efficiency	ISO 16890 Class	Dimensions			Media Area (m <sup>2</sup> )	Air Flow (m <sup>3</sup> /h)	Pressure Drop (Pa)	Energy (***)
			Width (mm)	Length (mm)	Depth (mm)				
MW-F6-01	M6	ISO ePM10 65%	592	292	292	4,50	1750	80	E
MW-F6-02	M6	ISO ePM10 65%	592	492	292	7,50	2800	80	E
MW-F6-03	M6	ISO ePM10 65%	592	592	292	9,00	3400	80	E
MW-F7-01	F7	ISO ePM1 50%	592	292	292	4,50	1750	115	D
MW-F7-02	F7	ISO ePM1 50%	592	492	292	7,50	2800	115	D
MW-F7-03	F7	ISO ePM1 50%	592	592	292	9,00	3400	115	D
MW-F8-01	F8	ISO ePM1 60%	592	292	292	4,50	1750	120	D
MW-F8-02	F8	ISO ePM1 60%	592	492	292	7,50	2800	120	D
MW-F8-03	F8	ISO ePM1 60%	592	592	292	9,00	3400	120	D
MW-F9-01	F9	ISO ePM1 75%	592	292	292	4,50	1750	150	E
MW-F9-02	F9	ISO ePM1 75%	592	492	292	7,50	2800	150	E
MW-F9-03	F9	ISO ePM1 75%	592	592	292	9,00	3400	150	E

\* According to EN 779:2012    \*\* According to ISO 16890    \*\*\* According to Eurovent 4/21-2014



<b>Media</b>	Microglass Fiber
<b>Frame</b>	Plastic (Ps), Galvanized Steel, Aluminium
<b>Final Pressure Drop</b>	450 Pa
<b>Operating Temperature</b>	80°C
<b>Filter Efficiency*</b>	F8-F9-E11-E12-H13
<b>Filter Class**</b>	ISO ePM1
<b>Gasket</b>	Optional
<b>Sealant</b>	Polyurethane
<b>Separators</b>	Hot Melt



### Applications

- Terminal filtration in air treatment units

### Advantages

- High air flow
- Low pressure drop

Part Number	Filter Class			Dimensions			Media Area (m <sup>2</sup> )	Air Flow (m <sup>3</sup> /h)	Pressure Drop (Pa)
	EN 779:2012 Efficiency	ISO 16890 Class	EN 1822	Width (mm)	Length (mm)	Depth (mm)			
MV-202/400/86,5-8GN	F8	ISO ePM1 60%	-	86,5	202	400	2,20	135	90
MV-202/600/86,5-8GN	F8	ISO ePM1 60%	-	86,5	202	600	3,20	200	90
MV-202/600/65-8GN	F8	ISO ePM1 60%	-	65,0	202	600	3,20	200	55
MV-202/400/86,5-9GN	F9	ISO ePM1 75%	-	86,5	202	400	2,20	135	130
MV-202/600/86,5-9GN	F9	ISO ePM1 75%	-	86,5	202	600	3,20	200	130
MV-202/600/65-9GN	F9	ISO ePM1 75%	-	65,0	202	600	3,20	200	85
MV-303/600/86,5-9GN	F9	ISO ePM1 75%	-	86,5	303	600	5,00	300	130
MV-202/400/86,5-11GN	-	-	E11	86,5	202	400	2,20	135	160
MV-202/600/86,5-11GN	-	-	E11	86,5	202	600	3,20	200	160
MV-202/600/65-11GN	-	-	E11	65,0	202	600	3,20	200	115

\* According to EN 779:2012    \*\* According to ISO 16890



Part Number	Filter Class			Dimensions			Media Area (m <sup>2</sup> )	Air Flow (m <sup>3</sup> /h)	Pressure Drop (Pa)
	EN 779:2012 Efficiency	ISO 16890 Class	EN 1822	Width (mm)	Length (mm)	Depth (mm)			
MV-202/400/86,5-12GN	-	-	E12	86,5	202	400	2,20	135	170
MV-202/600/86,5-12GN	-	-	E12	86,5	202	600	3,20	200	170
MV-202/600/65-12GN	-	-	E12	65,0	202	600	3,20	200	125
MV-202/600/86,5-13GN	-	-	H13	86,5	202	600	3,20	200	195
MV-202/600/65-13GN	-	-	H13	65,0	202	600	3,20	200	145
MV-303/600/86,5-13GN	-	-	H13	86,5	303	600	5,00	300	195

\* According to EN 779:2012    \*\* According to ISO 16890





# 04

## **HIGH TEMPERATURE FILTERS**

### **G4 / M5-F9**

MSKPHT SERIES	72
MV4HT SERIES	73
MVHHT SERIES	74
MPHT SERIES 30-78 mm	76
MASHT SERIES	78



HIGH TEMPERATURE  
FILTERS



# MSKPHT SERIES

HIGH TEMPERATURE FILTERS

<b>Media</b>	Glass Fiber
<b>Frame</b>	Galvanized Steel or Stainless Steel
<b>Final Pressure Drop</b>	450 Pa
<b>Operating Temperature</b>	270°C
<b>Filter Efficiency*</b>	M5
<b>Filter Class**</b>	ISO ePM10
<b>Gasket</b>	High Temperature Gasket



### Applications

- Pre-filter for heat treatment

### Advantages

- Depth loading
- High dust holding capacity

Part Number	EN 779:2012 Efficiency	ISO 16890 Class	Dimensions			Media Area (m <sup>2</sup> )	Air Flow (m <sup>3</sup> /h)	Pressure Drop (Pa)	Energy (***)
			Width (mm)	Length (mm)	Depth (mm)				
MSKPHT-287/592/48	G4	ISO Coarse 60%	287	592	48	0,60	1000	100	-
MSKPHT-492/592/48	G4	ISO Coarse 60%	492	592	48	0,90	1650	100	-
MSKPHT-592/592/48	G4	ISO Coarse 60%	592	592	48	1,10	2000	100	-
MSKPHT-287/592/96	M5	ISO ePM10 50%	287	592	96	1,10	1700	110	E
MSKPHT-492/592/96	M5	ISO ePM10 50%	492	592	96	1,80	2500	110	E
MSKPHT-592/592/96	M5	ISO ePM10 50%	592	592	96	2,20	3400	110	E

\* According to EN 779:2012    \*\* According to ISO 16890    \*\*\* According to Eurovent 4/21-2014



# ▶ MV4HT SERIES

# HIGH TEMPERATURE FILTERS ◀

<b>Media</b>	Microglass Fiber
<b>Frame</b>	Galvanized Steel
<b>Final Pressure Drop</b>	450 Pa
<b>Operating Temperature</b>	350°C
<b>Filter Efficiency*</b>	M6-F8
<b>Filter Class**</b>	ISO ePM10 / ISO ePM1
<b>Gasket</b>	High Temperature Gasket
<b>Header Thickness</b>	22 mm
<b>Separators</b>	Microglass Fiber



### Applications

- Automotive industry

### Advantages

- High efficiency
- High surface area



Part Number	EN 779:2012 Efficiency	ISO 16890 Class	Dimensions			Media Area (m <sup>2</sup> )	Air Flow (m <sup>3</sup> /h)	Pressure Drop (Pa)	Energy (***)
			Width (mm)	Length (mm)	Depth (mm)				
MV4HT-287/592/292-6GHD2G	M6	ISO ePM10 60%	287	592	292	7,0	1700	100	E
MV4HT-492/592/292-6GHD2G	M6	ISO ePM10 60%	492	592	292	12,0	2500	100	E
MV4HT-592/592/292-6GHD2G	M6	ISO ePM10 60%	592	592	292	15,0	3400	100	E
MV4HT-287/592/292-8GHD2G	F8	ISO ePM1 60%	287	592	292	7,0	1700	135	D
MV4HT-492/592/292-8GHD2G	F8	ISO ePM1 60%	492	592	292	12,0	2500	135	D
MV4HT-592/592/292-8GHD2G	F8	ISO ePM1 60%	592	592	292	15,0	3400	135	D
MV4HT-305/610/400-6GHD2G	M6	ISO ePM10 60%	305	610	400	11,0	1700	80	D
MV4HT-490/610/400-6GHD2G	M6	ISO ePM10 60%	490	610	400	18,0	2500	80	D
MV4HT-610/610/400-6GHD2G	M6	ISO ePM10 60%	610	610	400	22,0	3400	80	D
MV4HT-305/610/400-8GHD2G	F8	ISO ePM1 60%	305	610	400	11,0	1700	110	C
MV4HT-490/610/400-8GHD2G	F8	ISO ePM1 60%	490	610	400	18,0	2500	110	C
MV4HT-610/610/400-8GHD2G	F8	ISO ePM1 60%	610	610	400	22,0	3400	110	C

\* According to EN 779:2012    \*\* According to ISO 16890    \*\*\* According to Eurovent 4/21-2014



# MVHHT SERIES

HIGH TEMPERATURE FILTERS

<b>Media</b>	Micro Glass Fiber
<b>Separators</b>	Micro Glass Fiber
<b>Frame</b>	Stainless Steel or Galvanized Steel
<b>Sealant</b>	Silicone
<b>Temperature Max</b>	250°C
<b>Final Pressure Drop</b>	600 Pa

### Applications

- Air conditioning systems
- Industrial processes




 **250°C**

Part Number	EN 779:2012 Efficiency	ISO 16890 Class	EN 1822	Dimensions			Media Area (m <sup>2</sup> )	Air Flow (m <sup>3</sup> /h)	Pressure Drop (Pa)
				Width (mm)	Height (mm)	Depth (mm)			
MVHHT-610/610/292-5/6-7SN2SG	F7	ISO ePM1 60%	-	610	610	292	22,0	3400	85
MVHHT-610/610/292-5/6-8SN2SG	F8	ISO ePM1 65%	-	610	610	292	22,0	3400	90
MVHHT-610/610/292-5/6-9SN2SG	F9	ISO ePM1 85%	-	610	610	292	22,0	3400	110
MVHHT-610/610/292-5/6-10SN2SG	-	-	E10	610	610	292	22,0	2500	85
MVHHT-610/610/292-5/6-11SN2SG	-	-	E11	610	610	292	22,0	2500	110
MVHHT-610/610/292-5/6-12SN2SG	-	-	E12	610	610	292	22,0	2500	185
MVHHT-610/610/292-5/6-13SN2SG	-	-	H13	610	610	292	22,0	2500	240
MVHHT-610/610/292-5/6-14SN2SG	-	-	H14	610	610	292	22,0	2500	260









# ▶ MPHT SERIES 30-78 mm

# HIGH TEMPERATURE FILTERS ◀

<b>Media</b>	Microglass Fiber
<b>Frame</b>	Extruded Aluminium, Galvanized Steel, Stainless Steel
<b>Final Pressure Drop</b>	450 Pa
<b>Operating Temperature</b>	350°C
<b>Filter Efficiency*</b>	M6-F8
<b>Filter Class**</b>	ISO ePM10 / ISO ePM1
<b>Gasket</b>	High Temperature Gasket
<b>Protection Grid</b>	Expanded Metal, Both Sides
<b>Separators</b>	Microglass Fiber

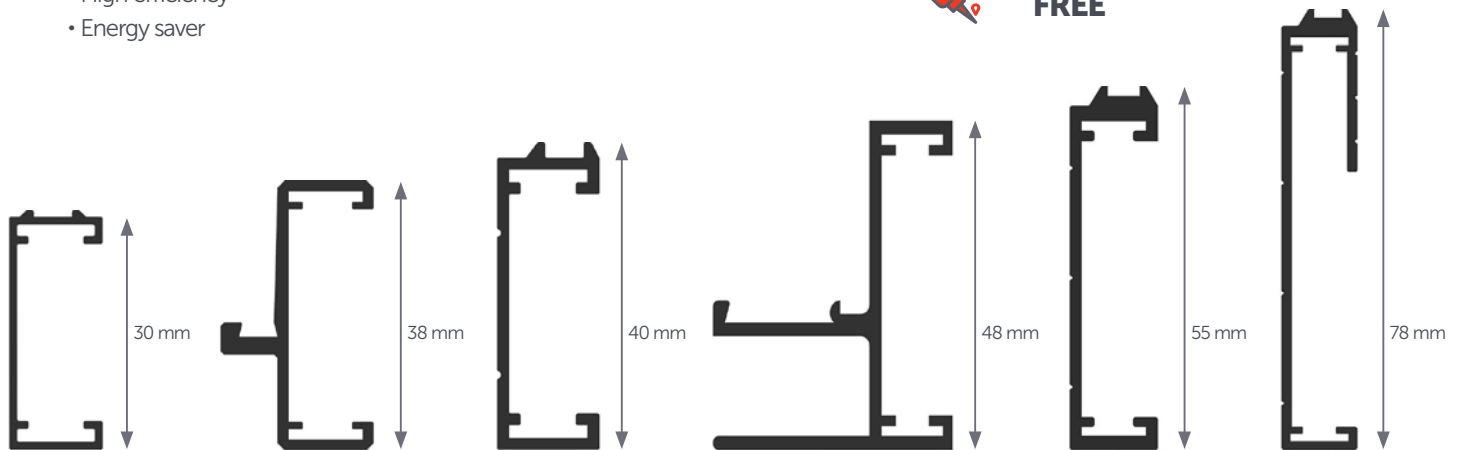


### Applications

- Painting ovens

### Advantages

- High efficiency
- Energy saver



Part Number	EN 779:2012 Efficiency	ISO 16890 Class	Dimensions			Media Area (m <sup>2</sup> )	Air Flow (m <sup>3</sup> /h)	Pressure Drop (Pa)
			Width (mm)	Length (mm)	Depth (mm)			
MPHT-480/480/30-6APHD2G	M6	ISO ePM10 60%	480	480	30	2,30	1180	60
MPHT-610/610/30-6APHD2G	M6	ISO ePM10 60%	610	610	30	3,60	1900	60
MPHT-610/915/30-6APHD2G	M6	ISO ePM10 60%	610	915	30	5,40	2850	60
MPHT-457/915/30-6APHD2G	M6	ISO ePM10 60%	457	915	30	4,00	2130	60
MPHT-480/480/30-8APHD2G	F8	ISO ePM1 65%	480	480	30	2,30	990	100
MPHT-610/610/30-8APHD2G	F8	ISO ePM1 65%	610	610	30	3,60	1600	100
MPHT-610/915/30-8APHD2G	F8	ISO ePM1 65%	610	915	30	5,40	2400	100
MPHT-457/915/30-8APHD2G	F8	ISO ePM1 65%	457	915	30	4,00	1800	100

\* According to EN 779:2012    \*\* According to ISO 16890



Part Number	EN 779:2012 Efficiency	ISO 16890 Class	Dimensions			Media Area (m <sup>2</sup> )	Air Flow (m <sup>3</sup> /h)	Pressure Drop (Pa)
			Width (mm)	Length (mm)	Depth (mm)			
MPHT-625/625/38-6APHD2G	M6	ISO ePM10 60%	610	610	38	5,40	1900	60
MPHT-625/625/38-8APHD2G	F8	ISO ePM1 65%	610	610	38	5,40	1600	100
MPHT-480/480/40-6APHD2G	M6	ISO ePM10 60%	480	480	40	3,30	1180	60
MPHT-610/610/40-6APHD2G	M6	ISO ePM10 60%	610	610	40	5,40	1900	60
MPHT-610/915/40-6APHD2G	M6	ISO ePM10 60%	610	915	40	8,10	2850	60
MPHT-457/915/40-6APHD2G	M6	ISO ePM10 60%	457	915	40	6,05	2130	60
MPHT-480/480/40-8APHD2G	F8	ISO ePM1 65%	480	480	40	3,30	990	100
MPHT-610/610/40-8APHD2G	F8	ISO ePM1 65%	610	610	40	5,40	1600	100
MPHT-610/915/40-8APHD2G	F8	ISO ePM1 65%	610	915	40	8,10	2400	100
MPHT-457/915/40-8APHD2G	F8	ISO ePM1 65%	457	915	40	6,05	1800	100
MPHT-480/480/55-6APHD2G	M6	ISO ePM10 60%	480	480	55	4,60	1550	90
MPHT-610/610/55-6APHD2G	M6	ISO ePM10 60%	610	610	55	7,50	2500	90
MPHT-610/915/55-6APHD2G	M6	ISO ePM10 60%	610	915	55	11,25	3750	90
MPHT-457/915/55-6APHD2G	M6	ISO ePM10 60%	457	915	55	8,50	2800	90
MPHT-480/480/55-8APHD2G	F8	ISO ePM1 65%	480	480	55	4,60	1240	100
MPHT-610/610/55-8APHD2G	F8	ISO ePM1 65%	610	610	55	7,50	2000	100
MPHT-610/915/55-8APHD2G	F8	ISO ePM1 65%	610	915	55	11,25	3000	100
MPHT-457/915/55-8APHD2G	F8	ISO ePM1 65%	457	915	55	8,50	2250	100
MPHT-480/480/78-6APHD2G	M6	ISO ePM10 60%	480	480	78	4,60	1550	90
MPHT-610/610/78-6APHD2G	M6	ISO ePM10 60%	610	610	78	7,50	2500	90
MPHT-610/915/78-6APHD2G	M6	ISO ePM10 60%	610	915	78	11,25	3750	90
MPHT-457/915/78-6APHD2G	M6	ISO ePM10 60%	457	915	78	8,50	2800	90
MPHT-480/480/78-8APHD2G	F8	ISO ePM1 65%	480	480	78	4,60	1240	100
MPHT-610/610/78-8APHD2G	F8	ISO ePM1 65%	610	610	78	7,50	2000	100
MPHT-610/915/78-8APHD2G	F8	ISO ePM1 65%	610	915	78	11,25	3000	100
MPHT-457/915/78-8APHD2G	F8	ISO ePM1 65%	457	915	78	8,50	2250	100

\* According to EN 779:2012    \*\* According to ISO 16890





# MASHT SERIES

## HIGH TEMPERATURE FILTERS

<b>Media</b>	Glassfiber
<b>Frame</b>	Galvanized Steel
<b>Final Pressure Drop</b>	450 Pa
<b>Operating Temperature</b>	270°C
<b>Filter Efficiency*</b>	M6-F8
<b>Filter Class**</b>	ISO ePM10 / ISO ePM1
<b>Gasket</b>	High Temperature Gasket



### Applications

- Automotive industry

### Advantages

- High efficiency
- High surface area



Part Number	EN 779:2012 Efficiency	ISO 16890 Class	Dimensions			Media Area (m <sup>2</sup> )	Air Flow (m <sup>3</sup> /h)	Pressure Drop (Pa)	Energy (***)
			Width (mm)	Length (mm)	Depth (mm)				
MASHT-287/592/292-6GHD2G-1H20	M6	ISO ePM10 65%	287	592	292	4,50	1700	130	E
MASHT-492/592/292-6GHD2G-1H20	M6	ISO ePM10 65%	492	592	292	7,50	2500	130	E
MASHT-592/592/292-6GHD2G-1H20	M6	ISO ePM10 65%	592	592	292	9,00	3400	130	E
MASHT-287/592/292-6GHD2G-1H20-6	M6	ISO ePM10 65%	287	592	292	6,00	1700	140	E
MASHT-492/592/292-6GHD2G-1H20-9	M6	ISO ePM10 65%	492	592	292	9,00	2500	140	E
MASHT-592/592/292-6GHD2G-1H20-12	M6	ISO ePM10 65%	592	592	292	12,00	3400	140	E
MASHT-305/610/292-6GHD2G	M6	ISO ePM10 65%	305	610	292	6,00	2125	130	D
MASHT-490/610/292-6GHD2G	M6	ISO ePM10 65%	490	610	292	9,00	3400	130	D
MASHT-610/610/292-6GHD2G	M6	ISO ePM10 65%	610	610	292	12,00	4250	130	-
MASHT-305/610/292-6GHD2G-7	M6	ISO ePM10 65%	305	610	292	7,00	2125	130	D
MASHT-490/610/292-6GHD2G-11	M6	ISO ePM10 65%	490	610	292	11,00	3400	130	D
MASHT-610/610/292-6GHD2G-14	M6	ISO ePM10 65%	610	610	292	14,00	4250	130	-
MASHT-287/592/292-8GHD2G-1H20	F8	ISO ePM1 65%	287	592	292	4,50	1700	150	E
MASHT-492/592/292-8GHD2G-1H20	F8	ISO ePM1 65%	492	592	292	7,50	2500	150	E
MASHT-592/592/292-8GHD2G-1H20	F8	ISO ePM1 65%	592	592	292	9,00	3400	150	E
MASHT-287/592/292-8GHD2G-1H20-6	F8	ISO ePM1 65%	287	592	292	6,00	1700	160	D
MASHT-492/592/292-8GHD2G-1H20-9	F8	ISO ePM1 65%	492	592	292	9,00	2500	160	D

\* According to EN 779:2012    \*\* According to ISO 16890    \*\*\* According to Eurovent 4/21-2014



Part Number	EN 779:2012 Efficiency	ISO 16890 Class	Dimensions			Media Area (m <sup>2</sup> )	Air Flow (m <sup>3</sup> /h)	Pressure Drop (Pa)	Energy (***)
			Width (mm)	Length (mm)	Depth (mm)				
MASHT-592/592/292-8GHD2G-1H20-12	F8	ISO ePM1 65%	592	592	292	12,00	3400	160	D
MASHT-305/610/292-8GHD2G	F8	ISO ePM1 65%	305	610	292	6,00	2125	160	D
MASHT-490/610/292-8GHD2G	F8	ISO ePM1 65%	490	610	292	9,00	3400	160	D
MASHT-610/610/292-8GHD2G	F8	ISO ePM1 65%	610	610	292	12,00	4250	160	-
MASHT-305/610/292-8GHD2G-7	F8	ISO ePM1 65%	305	610	292	7,00	2125	160	D
MASHT-490/610/292-8GHD2G-11	F8	ISO ePM1 65%	490	610	292	11,00	3400	160	D
MASHT-610/610/292-8GHD2G-14	F8	ISO ePM1 65%	610	610	292	14,00	4250	160	-

\* According to EN 779:2012    \*\* According to ISO 16890    \*\*\* According to Eurovent 4/21-2014






# 05

## **CARBON FILTERS**

MV-ACP SERIES	<b>82</b>
ACTIVATED CARBON CARTRIDGES	<b>84</b>
ACTIVATED CARBON HOUSINGS 84	<b>84</b>
ACTIVATED CARBON V CELL FILTERS	<b>85</b>
ACTIVATED CARBON PANEL FILTERS	<b>85</b>





CARBON FILTERS



## MV-ACP SERIES

CARBON FILTERS

<b>Media</b>	Active Carbon between Layers of Synthetic Media
<b>Frame</b>	Plastic (PS)
<b>Final Pressure Drop</b>	450 Pa
<b>Operating Temperature</b>	70°C
<b>Carbon Weight</b>	500 gr/m <sup>2</sup>
<b>Gasket</b>	Optional
<b>Sealant</b>	Polyurethane



### Applications


- Deodorization and purification of gaseous pollutants

### Advantages

- High air flow

Part Number	EN 779:2012 Efficiency	Dimensions			Media Area (m <sup>2</sup> )	Air Flow (m <sup>3</sup> /h)	Pressure Drop (Pa)
		Width (mm)	Length (mm)	Depth (mm)			
MV-ACP-01	-	592	292	292	4,00	1700	75
MV-ACP-02	-	592	492	292	6,50	2800	75
MV-ACP-03	-	592	592	292	8,00	3400	75
MV-F7SMAC-01	F7	592	292	292	4,00	1700	120
MV-F7SMAC-02	F7	592	492	292	6,50	2800	120
MV-F7SMAC-03	F7	592	592	292	8,00	3400	120







## ▶ ACTIVATED CARBON CARTRIDGES

CARBON FILTERS ◀

<b>Filter Part Name</b>	MHA 165-450-ACG
<b>Carbon Type</b>	ACG
<b>Material</b>	Galvanized Steel with Epoxy Paint
<b>Gasket</b>	Epdm
<b>Amount of Carbon</b>	~4kg
<b>RH. Max</b>	70%
<b>Max Temperature</b>	40°C

### Applications

- Absorption of odors and gases




## ▶ ACTIVATED CARBON HOUSINGS

<b>Part Name</b>	MACT-605/605/37
<b>Material</b>	Galvanized Steel with Epoxy Paint
<b>Number of Cartridge</b>	9
<b>Air Flow</b>	3400 m <sup>3</sup> /h
<b>Pressure Drop</b>	150 Pa
<b>Weight of Housing</b>	7 kg



<b>Part Name</b>	MACT-300/605/37
<b>Material</b>	Galvanized Steel with Epoxy Paint
<b>Number of Cartridge</b>	5
<b>Air Flow</b>	1700 m <sup>3</sup> /h
<b>Pressure Drop</b>	150 Pa
<b>Weight of Housing</b>	3,5 kg



## ▶ ACTIVATED CARBON V CELL FILTERS

CARBON FILTERS ◀

<b>Carbon Type</b>	ACG
<b>Material</b>	Galvanized Steel
<b>RH. Max</b>	70%
<b>Max Temperature</b>	40°C
<b>Sealant</b>	Polyurethane



### Applications

- Absorption of odors and gases

Part Number	Dimensions			Cell Type	Min. Contact Time (s)	Air Flow (m <sup>3</sup> /h)	Diff. Pres. (Pa)	Amount of Carbon (kg)
	Width (mm)	Length (mm)	Depth (mm)					
MV-610/610/292-5/6-ACG	610	610	292	5/6	0,2	2000	120	20
MV-305/610/292-3/4-ACG	305	610	292	3/4	0,2	1000	120	12

## ▶ ACTIVATED CARBON PANEL FILTERS

<b>Carbon Type</b>	ACG
<b>Material</b>	Galvanized Steel
<b>RH. Max</b>	70%
<b>Max Temperature</b>	40°C



### Applications

- Absorption of odors and gases

Part Number	Dimensions			Min. Contact Time (s)	Air Flow (m <sup>3</sup> /h)	Diff. Pres. (Pa)	Amount of Carbon (kg)
	Width (mm)	Length (mm)	Depth (mm)				
MSKP-610/610/25-ACG	610	610	25	0,2	330	50	5,5
MSKP-305/610/25-ACG	305	610	25	0,2	115	50	2,8

# 06

## **EPA, HEPA & ULPA FILTERS E10-U15**

HFM SERIES ALUMINIUM PROFILE 47 mm	<b>84</b>
HFR SERIES ALUMINIUM PROFILE 55 mm	<b>87</b>
HFN SERIES ALUMINIUM PROFILE 66 mm	<b>90</b>
HFN SERIES ALUMINIUM PROFILE 70 mm	<b>93</b>
HFN SERIES ALUMINIUM PROFILE 78 mm	<b>96</b>
HFN SERIES MDF 78 mm	<b>99</b>
HFN SERIES GEL SEAL 73 mm	<b>102</b>
HFN SERIES GEL SEAL 80 mm	<b>105</b>
HFP SERIES GEL SEAL 88 mm	<b>108</b>
HFP SERIES GEL SEAL 104 mm	<b>111</b>
HFP SERIES ALUMINIUM PROFILE 90 mm	<b>114</b>
HFN SERIES ALUMINIUM PROFILE 150 mm	<b>117</b>
HFN SERIES MDF FRAME 150 mm	<b>120</b>
HFP SERIES ALUMINIUM PROFILE 150 mm	<b>123</b>
HFP SERIES MDF FRAME 150 mm	<b>126</b>
HFS SERIES ALUMINIUM PROFILE 110 mm	<b>129</b>
HFS SERIES ALUMINIUM PROFILE 150 mm	<b>132</b>
HFS SERIES MDF FRAME 150 mm	<b>135</b>
HFH SERIES MDF FRAME 292 mm	<b>138</b>
HFH SERIES SHEET METAL FRAME 292 mm	<b>140</b>
HFX SERIES MDF FRAME 292 mm	<b>142</b>
HFX SERIES SHEET METAL FRAME 292 mm	<b>144</b>
MV HEPA SERIES PLASTIC FRAME 292 mm	<b>146</b>
MVH SERIES PLASTIC FRAME 292 mm	<b>148</b>
MVH SERIES PLASTIC FRAME MAX. FLOW 292 mm	<b>149</b>
MVH SERIES METAL FRAME 292 mm	<b>150</b>
MVH SERIES METAL FRAME MAX. FLOW 292 mm	<b>151</b>
MHH SERIES MICRO HOOD FILTER 125 mm	<b>152</b>
MHH SERIES MICRO HOOD FILTER 150 mm	<b>153</b>



EPA, HEPA & ULPA  
FILTERS

# ▶ HFM SERIES ALUMINIUM PROFILE 47 mm

EPA, HEPA & ULPA FILTERS ◀


<b>Media</b>	Microglass Fiber
<b>Frame</b>	Extruded Anodized Aluminium
<b>Final Pressure Drop</b>	600 Pa
<b>Operating Temperature</b>	80°C
<b>Filter Efficiency****</b>	E10-U15
<b>Gasket</b>	Half Round Endless Polyurethane
<b>Protection Grids</b>	Powder Coated Metal on Both Sides
<b>Separators</b>	Hotmelt

### Applications

- Air conditioning systems (Hospitals, Laboratories, Museums)
- Industrial processes (Pharmaceutical, Food, Microelectronics)

### Advantages

- HFM product line fully meets the requirements for VDI 6022



Part Number	Filter Class EN 1822	Dimensions			Media Area (m <sup>2</sup> )	Air Flow (m <sup>3</sup> /h)	Pressure Drop (Pa)
		Width (mm)	Length (mm)	Depth (mm)			

### ▶ E10

HFM-305/305/47-10APD2G	E10	305	305	47	1,0	75	50
HFM-457/457/47-10APD2G	E10	457	457	47	2,2	167	50
HFM-457/610/47-10APD2G	E10	457	610	47	2,9	225	50
HFM-305/610/47-10APD2G	E10	305	610	47	1,9	150	50
HFM-610/610/47-10APD2G	E10	610	610	47	3,9	300	50
HFM-610/915/47-10APD2G	E10	610	915	47	5,8	450	50
HFM-610/1220/47-10APD2G	E10	610	1220	47	7,7	600	50
HFM-610/1524/47-10APD2G	E10	610	1525	47	9,7	750	50
HFM-610/1830/47-10APD2G	E10	610	1830	47	11,6	900	50
HFM-610/762/47-10APD2G	E10	610	762	47	4,8	375	50
HFM-762/762/47-10APD2G	E10	762	762	47	6,0	467	50
HFM-915/915/47-10APD2G	E10	915	915	47	8,7	675	50
HFM-915/1220/47-10APD2G	E10	915	1220	47	11,6	900	50

### ▶ E11

HFM-305/305/47-11APD2G	E11	305	305	47	1,0	75	70
HFM-457/457/47-11APD2G	E11	457	457	47	2,2	167	70

\*\*\*\* According to EN 1822

Part Number	Filter Class EN 1822	Dimensions			Media Area (m <sup>2</sup> )	Air Flow (m <sup>3</sup> /h)	Pressure Drop (Pa)
		Width (mm)	Length (mm)	Depth (mm)			
HFM-457/610/47-11APD2G	E11	457	610	47	2,9	225	70
HFM-305/610/47-11APD2G	E11	305	610	47	1,9	150	70
HFM-610/610/47-11APD2G	E11	610	610	47	3,9	300	70
HFM-610/915/47-11APD2G	E11	610	915	47	5,8	450	70
HFM-610/1220/47-11APD2G	E11	610	1220	47	7,7	600	70
HFM-610/1524/47-11APD2G	E11	610	1525	47	9,7	750	70
HFM-610/1830/47-11APD2G	E11	610	1830	47	11,6	900	70
HFM-610/762/47-11APD2G	E11	610	762	47	4,8	375	70
HFM-762/762/47-11APD2G	E11	762	762	47	6,0	467	70
HFM-915/915/47-11APD2G	E11	915	915	47	8,7	675	70
HFM-915/1220/47-11APD2G	E11	915	1220	47	11,6	900	70

**► E12**

HFM-305/305/47-12APD2G	E12	305	305	47	1,0	75	95
HFM-457/457/47-12APD2G	E12	457	457	47	2,2	167	95
HFM-457/610/47-12APD2G	E12	457	610	47	2,9	225	95
HFM-305/610/47-12APD2G	E12	305	610	47	1,9	150	95
HFM-610/610/47-12APD2G	E12	610	610	47	3,9	300	95
HFM-610/915/47-12APD2G	E12	610	915	47	5,8	450	95
HFM-610/1220/47-12APD2G	E12	610	1220	47	7,7	600	95
HFM-610/1524/47-12APD2G	E12	610	1525	47	9,7	750	95
HFM-610/1830/47-12APD2G	E12	610	1830	47	11,6	900	95
HFM-610/762/47-12APD2G	E12	610	762	47	4,8	375	95
HFM-762/762/47-12APD2G	E12	762	762	47	6,0	467	95
HFM-915/915/47-12APD2G	E12	915	915	47	8,7	675	95
HFM-915/1220/47-12APD2G	E12	915	1220	47	11,6	900	95

**► H13**

HFM-305/305/47-13APD2G	H13	305	305	47	1,0	75	110
HFM-457/457/47-13APD2G	H13	457	457	47	2,2	167	110
HFM-457/610/47-13APD2G	H13	457	610	47	2,9	225	110
HFM-305/610/47-13APD2G	H13	305	610	47	1,9	150	110
HFM-610/610/47-13APD2G	H13	610	610	47	3,9	300	110
HFM-610/915/47-13APD2G	H13	610	915	47	5,8	450	110
HFM-610/1220/47-13APD2G	H13	610	1220	47	7,7	600	110
HFM-610/1524/47-13APD2G	H13	610	1525	47	9,7	750	110
HFM-610/1830/47-13APD2G	H13	610	1830	47	11,6	900	110

\*\*\*\* According to EN 1822



Part Number	Filter Class EN 1822	Dimensions			Media Area (m <sup>2</sup> )	Air Flow (m <sup>3</sup> /h)	Pressure Drop (Pa)
		Width (mm)	Length (mm)	Depth (mm)			
HFM-610/762/47-13APD2G	H13	610	762	47	4,8	375	110
HFM-762/762/47-13APD2G	H13	762	762	47	6,0	467	110
HFM-915/915/47-13APD2G	H13	915	915	47	8,7	675	110
HFM-915/1220/47-13APD2G	H13	915	1220	47	11,6	900	110

**H14**

HFM-305/305/47-14APD2G	H14	305	305	47	1,0	75	120
HFM-457/457/47-14APD2G	H14	457	457	47	2,2	167	120
HFM-457/610/47-14APD2G	H14	457	610	47	2,9	225	120
HFM-305/610/47-14APD2G	H14	305	610	47	1,9	150	120
HFM-610/610/47-14APD2G	H14	610	610	47	3,9	300	120
HFM-610/915/47-14APD2G	H14	610	915	47	5,8	450	120
HFM-610/1220/47-14APD2G	H14	610	1220	47	7,7	600	120
HFM-610/1524/47-14APD2G	H14	610	1524	47	9,7	750	120
HFM-610/1830/47-14APD2G	H14	610	1830	47	11,6	900	120
HFM-610/762/47-14APD2G	H14	610	762	47	4,8	375	120
HFM-762/762/47-14APD2G	H14	762	762	47	6,0	467	120
HFM-915/915/47-14APD2G	H14	915	915	47	8,7	675	120
HFM-915/1220/47-14APD2G	H14	915	1220	47	11,6	900	120

**U15**

HFM-305/305/47-15APD2G	U15	305	305	47	1,0	75	140
HFM-457/457/47-15APD2G	U15	457	457	47	2,2	167	140
HFM-457/610/47-15APD2G	U15	457	610	47	2,9	225	140
HFM-305/610/47-15APD2G	U15	305	610	47	1,9	150	140
HFM-610/610/47-15APD2G	U15	610	610	47	3,9	300	140
HFM-610/915/47-15APD2G	U15	610	915	47	5,8	450	140
HFM-610/1220/47-15APD2G	U15	610	1220	47	7,7	600	140
HFM-610/1524/47-15APD2G	U15	610	1525	47	9,7	750	140
HFM-610/1830/47-15APD2G	U15	610	1830	47	11,6	900	140
HFM-610/762/47-15APD2G	U15	610	762	47	4,8	375	140
HFM-762/762/47-15APD2G	U15	762	762	47	6,0	467	140
HFM-915/915/47-15APD2G	U15	915	915	47	8,7	675	140
HFM-915/1220/47-15APD2G	U15	915	1220	47	11,6	900	140

\*\*\*\* According to EN 1822

## ▶ HFR SERIES ALUMINIUM PROFILE 55 mm

EPA, HEPA & ULPA FILTERS ◀


<b>Media</b>	Microglass Fiber
<b>Frame</b>	Extruded Anodized Aluminium
<b>Final Pressure Drop</b>	600 Pa
<b>Operating Temperature</b>	80°C
<b>Filter Efficiency****</b>	E10-U15
<b>Gasket</b>	Half Round Endless Polyurethane
<b>Protection Grids</b>	Powder Coated Metal on Both Sides
<b>Separators</b>	Hotmelt

### Applications

- Air conditioning systems (Hospitals, Laboratories, Museums)
- Industrial processes (Pharmaceutical, Food, Microelectronics)

### Advantages

- HFR product line fully meets the requirements for VDI 6022



Part Number	Filter Class EN 1822	Dimensions			Media Area (m <sup>2</sup> )	Air Flow (m <sup>3</sup> /h)	Pressure Drop (Pa)
		Width (mm)	Length (mm)	Depth (mm)			

### ▶ E10

HFR-305/305/55-10APD2G	E10	305	305	55	1,8	105	50
HFR-457/457/55-10APD2G	E10	457	457	55	4,1	235	50
HFR-457/610/55-10APD2G	E10	457	610	55	5,5	315	50
HFR-305/610/55-10APD2G	E10	305	610	55	3,6	210	50
HFR-610/610/55-10APD2G	E10	610	610	55	7,3	420	50
HFR-610/915/55-10APD2G	E10	610	915	55	10,9	630	50
HFR-610/1220/55-10APD2G	E10	610	1220	55	14,6	840	50
HFR-610/1524/55-10APD2G	E10	610	1525	55	18,2	1050	50
HFR-610/1830/55-10APD2G	E10	610	1830	55	21,8	1260	50
HFR-610/762/55-10APD2G	E10	610	762	55	9,1	525	50
HFR-762/762/55-10APD2G	E10	762	762	55	11,3	655	50
HFR-915/915/55-10APD2G	E10	915	915	55	16,4	945	50
HFR-915/1220/55-10APD2G	E10	915	1220	55	21,8	1260	50

### ▶ E11

HFR-305/305/55-11APD2G	E11	305	305	55	1,8	105	70
HFR-457/457/55-11APD2G	E11	457	457	55	4,1	235	70

\*\*\*\* According to EN 1822

Part Number	Filter Class EN 1822	Dimensions			Media Area (m <sup>2</sup> )	Air Flow (m <sup>3</sup> /h)	Pressure Drop (Pa)
		Width (mm)	Length (mm)	Depth (mm)			
HFR-457/610/55-11APD2G	E11	457	610	55	5,5	315	70
HFR-305/610/55-11APD2G	E11	305	610	55	3,6	210	70
HFR-610/610/55-11APD2G	E11	610	610	55	7,3	420	70
HFR-610/915/55-11APD2G	E11	610	915	55	10,9	630	70
HFR-610/1220/55-11APD2G	E11	610	1220	55	14,6	840	70
HFR-610/1524/55-11APD2G	E11	610	1525	55	18,2	1050	70
HFR-610/1830/55-11APD2G	E11	610	1830	55	21,8	1260	70
HFR-610/762/55-11APD2G	E11	610	762	55	9,1	525	70
HFR-762/762/55-11APD2G	E11	762	762	55	11,3	655	70
HFR-915/915/55-11APD2G	E11	915	915	55	16,4	945	70
HFR-915/1220/55-11APD2G	E11	915	1220	55	21,8	1260	70

**► E12**

HFR-305/305/55-12APD2G	E12	305	305	55	1,8	105	95
HFR-457/457/55-12APD2G	E12	457	457	55	4,1	235	95
HFR-457/610/55-12APD2G	E12	457	610	55	5,5	315	95
HFR-305/610/55-12APD2G	E12	305	610	55	3,6	210	95
HFR-610/610/55-12APD2G	E12	610	610	55	7,3	420	95
HFR-610/915/55-12APD2G	E12	610	915	55	10,9	630	95
HFR-610/1220/55-12APD2G	E12	610	1220	55	14,6	840	95
HFR-610/1524/55-12APD2G	E12	610	1525	55	18,2	1050	95
HFR-610/1830/55-12APD2G	E12	610	1830	55	21,8	1260	95
HFR-610/762/55-12APD2G	E12	610	762	55	9,1	525	95
HFR-762/762/55-12APD2G	E12	762	762	55	11,3	655	95
HFR-915/915/55-12APD2G	E12	915	915	55	16,4	945	95
HFR-915/1220/55-12APD2G	E12	915	1220	55	21,8	1260	95

**► H13**

HFR-305/305/55-13APD2G	H13	305	305	55	1,8	105	110
HFR-457/457/55-13APD2G	H13	457	457	55	4,1	235	110
HFR-457/610/55-13APD2G	H13	457	610	55	5,5	315	110
HFR-305/610/55-13APD2G	H13	305	610	55	3,6	210	110
HFR-610/610/55-13APD2G	H13	610	610	55	7,3	420	110
HFR-610/915/55-13APD2G	H13	610	915	55	10,9	630	110
HFR-610/1220/55-13APD2G	H13	610	1220	55	14,6	840	110
HFR-610/1524/55-13APD2G	H13	610	1525	55	18,2	1050	110
HFR-610/1830/55-13APD2G	H13	610	1830	55	21,8	1260	110

\*\*\*\* According to EN 1822

Part Number	Filter Class EN 1822	Dimensions			Media Area (m <sup>2</sup> )	Air Flow (m <sup>3</sup> /h)	Pressure Drop (Pa)
		Width (mm)	Length (mm)	Depth (mm)			
HFR-610/762/55-13APD2G	H13	610	762	55	9,1	525	110
HFR-762/762/55-13APD2G	H13	762	762	55	11,3	655	110
HFR-915/915/55-13APD2G	H13	915	915	55	16,4	945	110
HFR-915/1220/55-13APD2G	H13	915	1220	55	21,8	1260	110

**H14**

HFR-305/305/55-14APD2G	H14	305	305	55	1,8	105	120
HFR-457/457/55-14APD2G	H14	457	457	55	4,1	235	120
HFR-457/610/55-14APD2G	H14	457	610	55	5,5	315	120
HFR-305/610/55-14APD2G	H14	305	610	55	3,6	210	120
HFR-610/610/55-14APD2G	H14	610	610	55	7,3	420	120
HFR-610/915/55-14APD2G	H14	610	915	55	10,9	630	120
HFR-610/1220/55-14APD2G	H14	610	1220	55	14,6	840	120
HFR-610/1524/55-14APD2G	H14	610	1524	55	18,2	1050	120
HFR-610/1830/55-14APD2G	H14	610	1830	55	21,8	1260	120
HFR-610/762/55-14APD2G	H14	610	762	55	9,1	525	120
HFR-762/762/55-14APD2G	H14	762	762	55	11,3	655	120
HFR-915/915/55-14APD2G	H14	915	915	55	16,4	945	120
HFR-915/1220/55-14APD2G	H14	915	1220	55	21,8	1260	120

**U15**


HFR-305/305/55-15APD2G	U15	305	305	55	1,8	105	140
HFR-457/457/55-15APD2G	U15	457	457	55	4,1	235	140
HFR-457/610/55-15APD2G	U15	457	610	55	5,5	315	140
HFR-305/610/55-15APD2G	U15	305	610	55	3,6	210	140
HFR-610/610/55-15APD2G	U15	610	610	55	7,3	420	140
HFR-610/915/55-15APD2G	U15	610	915	55	10,9	630	140
HFR-610/1220/55-15APD2G	U15	610	1220	55	14,6	840	140
HFR-610/1524/55-15APD2G	U15	610	1525	55	18,2	1050	140
HFR-610/1830/55-15APD2G	U15	610	1830	55	21,8	1260	140
HFR-610/762/55-15APD2G	U15	610	762	55	9,1	525	140
HFR-762/762/55-15APD2G	U15	762	762	55	11,3	655	140
HFR-915/915/55-15APD2G	U15	915	915	55	16,4	945	140
HFR-915/1220/55-15APD2G	U15	915	1220	55	21,8	1260	140

\*\*\*\* According to EN 1822

# ▶ HFN SERIES ALUMINIUM PROFILE 66 mm

EPA, HEPA & ULPA FILTERS ◀

<b>Media</b>	Microglass Fiber
<b>Frame</b>	Extruded Anodized Aluminium
<b>Final Pressure Drop</b>	600 Pa
<b>Operating Temperature</b>	80°C
<b>Filter Efficiency****</b>	E10-U15
<b>Gasket</b>	Half Round Endless Polyurethane
<b>Protection Grids</b>	Powder Coated Metal on Both Sides
<b>Separators</b>	Hotmelt



### Applications

- Air conditioning systems (Hospitals, Laboratories, Museums)
- Industrial processes (Pharmaceutical, Food, Microelectronics)

### Advantages

- HFN product line fully meets the requirements for VDI 6022

Part Number	Filter Class EN 1822	Dimensions			Media Area (m <sup>2</sup> )	Air Flow (m <sup>3</sup> /h)	Pressure Drop (Pa)
		Width (mm)	Length (mm)	Depth (mm)			

### ▶ E10

HFN-305/305/66-10APD2G	E10	305	305	66	2,6	150	50
HFN-457/457/66-10APD2G	E10	457	457	66	5,8	335	50
HFN-457/610/66-10APD2G	E10	457	610	66	7,8	450	50
HFN-305/610/66-10APD2G	E10	305	610	66	5,2	300	50
HFN-610/610/66-10APD2G	E10	610	610	66	10,4	600	50
HFN-610/915/66-10APD2G	E10	610	915	66	15,6	900	50
HFN-610/1220/66-10APD2G	E10	610	1220	66	20,8	1200	50
HFN-610/1524/66-10APD2G	E10	610	1525	66	26,0	1500	50
HFN-610/1830/66-10APD2G	E10	610	1830	66	31,2	1800	50
HFN-610/762/66-10APD2G	E10	610	762	66	13,0	750	50
HFN-762/762/66-10APD2G	E10	762	762	66	16,2	935	50
HFN-915/915/66-10APD2G	E10	915	915	66	23,4	1350	50
HFN-915/1220/66-10APD2G	E10	915	1220	66	31,2	1800	50

### ▶ E11

HFN-305/305/66-11APD2G	E11	305	305	66	2,6	150	70
HFN-457/457/66-11APD2G	E11	457	457	66	5,8	335	70

\*\*\*\* According to EN 1822



Part Number	Filter Class EN 1822	Dimensions			Media Area (m <sup>2</sup> )	Air Flow (m <sup>3</sup> /h)	Pressure Drop (Pa)
		Width (mm)	Length (mm)	Depth (mm)			
HFN-457/610/66-11APD2G	E11	457	610	66	7,8	450	70
HFN-305/610/66-11APD2G	E11	305	610	66	5,2	300	70
HFN-610/610/66-11APD2G	E11	610	610	66	10,4	600	70
HFN-610/915/66-11APD2G	E11	610	915	66	15,6	900	70
HFN-610/1220/66-11APD2G	E11	610	1220	66	20,8	1200	70
HFN-610/1524/66-11APD2G	E11	610	1525	66	26,0	1500	70
HFN-610/1830/66-11APD2G	E11	610	1830	66	31,2	1800	70
HFN-610/762/66-11APD2G	E11	610	762	66	13,0	750	70
HFN-762/762/66-11APD2G	E11	762	762	66	16,2	935	70
HFN-915/915/66-11APD2G	E11	915	915	66	23,4	1350	70
HFN-915/1220/66-11APD2G	E11	915	1220	66	31,2	1800	70

**► E12**

HFN-305/305/66-12APD2G	E12	305	305	66	2,6	150	95
HFN-457/457/66-12APD2G	E12	457	457	66	5,8	335	95
HFN-457/610/66-12APD2G	E12	457	610	66	7,8	450	95
HFN-305/610/66-12APD2G	E12	305	610	66	5,2	300	95
HFN-610/610/66-12APD2G	E12	610	610	66	10,4	600	95
HFN-610/915/66-12APD2G	E12	610	915	66	15,6	900	95
HFN-610/1220/66-12APD2G	E12	610	1220	66	20,8	1200	95
HFN-610/1524/66-12APD2G	E12	610	1525	66	26,0	1500	95
HFN-610/1830/66-12APD2G	E12	610	1830	66	31,2	1800	95
HFN-610/762/66-12APD2G	E12	610	762	66	13,0	750	95
HFN-762/762/66-12APD2G	E12	762	762	66	16,2	935	95
HFN-915/915/66-12APD2G	E12	915	915	66	23,4	1350	95
HFN-915/1220/66-12APD2G	E12	915	1220	66	31,2	1800	95

**► H13**

HFN-305/305/66-13APD2G	H13	305	305	66	2,6	150	110
HFN-457/457/66-13APD2G	H13	457	457	66	5,8	335	110
HFN-457/610/66-13APD2G	H13	457	610	66	7,8	450	110
HFN-305/610/66-13APD2G	H13	305	610	66	5,2	300	110
HFN-610/610/66-13APD2G	H13	610	610	66	10,4	600	110
HFN-610/915/66-13APD2G	H13	610	915	66	15,6	900	110
HFN-610/1220/66-13APD2G	H13	610	1220	66	20,8	1200	110
HFN-610/1524/66-13APD2G	H13	610	1525	66	26,0	1500	110
HFN-610/1830/66-13APD2G	H13	610	1830	66	31,2	1800	110

\*\*\*\* According to EN 1822

Part Number	Filter Class EN 1822	Dimensions			Media Area (m <sup>2</sup> )	Air Flow (m <sup>3</sup> /h)	Pressure Drop (Pa)
		Width (mm)	Length (mm)	Depth (mm)			
HFN-610/762/66-13APD2G	H13	610	762	66	13,0	750	110
HFN-762/762/66-13APD2G	H13	762	762	66	16,2	935	110
HFN-915/915/66-13APD2G	H13	915	915	66	23,4	1350	110
HFN-915/1220/66-13APD2G	H13	915	1220	66	31,2	1800	110

**► H14**

HFN-305/305/66-14APD2G	H14	305	305	66	2,6	150	120
HFN-457/457/66-14APD2G	H14	457	457	66	5,8	335	120
HFN-457/610/66-14APD2G	H14	457	610	66	7,8	450	120
HFN-305/610/66-14APD2G	H14	305	610	66	5,2	300	120
HFN-610/610/66-14APD2G	H14	610	610	66	10,4	600	120
HFN-610/915/66-14APD2G	H14	610	915	66	15,6	900	120
HFN-610/1220/66-14APD2G	H14	610	1220	66	20,8	1200	120
HFN-610/1524/66-14APD2G	H14	610	1524	66	26,0	1500	120
HFN-610/1830/66-14APD2G	H14	610	1830	66	31,2	1800	120
HFN-610/762/66-14APD2G	H14	610	762	66	13,0	750	120
HFN-762/762/66-14APD2G	H14	762	762	66	16,2	935	120
HFN-915/915/66-14APD2G	H14	915	915	66	23,4	1350	120
HFN-915/1220/66-14APD2G	H14	915	1220	66	31,2	1800	120

**► U15**

HFN-305/305/66-15APD2G	U15	305	305	66	2,6	150	140
HFN-457/457/66-15APD2G	U15	457	457	66	5,8	335	140
HFN-457/610/66-15APD2G	U15	457	610	66	7,8	450	140
HFN-305/610/66-15APD2G	U15	305	610	66	5,2	300	140
HFN-610/610/66-15APD2G	U15	610	610	66	10,4	600	140
HFN-610/915/66-15APD2G	U15	610	915	66	15,6	900	140
HFN-610/1220/66-15APD2G	U15	610	1220	66	20,8	1200	140
HFN-610/1524/66-15APD2G	U15	610	1525	66	26,0	1500	140
HFN-610/1830/66-15APD2G	U15	610	1830	66	31,2	1800	140
HFN-610/762/66-15APD2G	U15	610	762	66	13,0	750	140
HFN-762/762/66-15APD2G	U15	762	762	66	16,2	935	140
HFN-915/915/66-15APD2G	U15	915	915	66	23,4	1350	140
HFN-915/1220/66-15APD2G	U15	915	1220	66	31,2	1800	140

\*\*\*\* According to EN 1822

# ▶ HFN SERIES ALUMINIUM PROFILE 70 mm

EPA, HEPA & ULPA FILTERS ◀


<b>Media</b>	Microglass Fiber
<b>Frame</b>	Extruded Anodized Aluminium
<b>Final Pressure Drop</b>	600 Pa
<b>Operating Temperature</b>	80°C
<b>Filter Efficiency****</b>	E10-U15
<b>Gasket</b>	Half Round Endless Polyurethane
<b>Protection Grids</b>	Powder Coated Metal on Both Sides
<b>Separators</b>	Hotmelt

### Applications

- Air conditioning systems (Hospitals, Laboratories, Museums)
- Industrial processes (Pharmaceutical, Food, Microelectronics)

### Advantages

- HFN product line fully meets the requirements for VDI 6022



Part Number	Filter Class EN 1822	Dimensions			Media Area (m <sup>2</sup> )	Air Flow (m <sup>3</sup> /h)	Pressure Drop (Pa)
		Width (mm)	Length (mm)	Depth (mm)			

### ▶ E10

HFN-305/305/70-10APD2G	E10	305	305	70	2,6	150	50
HFN-457/457/70-10APD2G	E10	457	457	70	5,8	335	50
HFN-457/610/70-10APD2G	E10	457	610	70	7,8	450	50
HFN-305/610/70-10APD2G	E10	305	610	70	5,2	300	50
HFN-610/610/70-10APD2G	E10	610	610	70	10,4	600	50
HFN-610/915/70-10APD2G	E10	610	915	70	15,6	900	50
HFN-610/1220/70-10APD2G	E10	610	1220	70	20,8	1200	50
HFN-610/1524/70-10APD2G	E10	610	1524	70	26,0	1500	50
HFN-610/1830/70-10APD2G	E10	610	1830	70	31,2	1800	50
HFN-610/762/70-10APD2G	E10	610	762	70	13,0	750	50
HFN-762/762/70-10APD2G	E10	762	762	70	16,2	935	50
HFN-915/915/70-10APD2G	E10	915	915	70	23,4	1350	50
HFN-915/1220/70-10APD2G	E10	915	1220	70	31,2	1800	50

### ▶ E11

HFN-305/305/70-11APD2G	E11	305	305	70	2,6	150	70
HFN-457/457/70-11APD2G	E11	457	457	70	5,8	335	70

\*\*\*\* According to EN 1822

Part Number	Filter Class EN 1822	Dimensions			Media Area (m <sup>2</sup> )	Air Flow (m <sup>3</sup> /h)	Pressure Drop (Pa)
		Width (mm)	Length (mm)	Depth (mm)			
HFN-457/610/70-11APD2G	E11	457	610	70	7,8	450	70
HFN-305/610/70-11APD2G	E11	305	610	70	5,2	300	70
HFN-610/610/70-11APD2G	E11	610	610	70	10,4	600	70
HFN-610/915/70-11APD2G	E11	610	915	70	15,6	900	70
HFN-610/1220/70-11APD2G	E11	610	1220	70	20,8	1200	70
HFN-610/1524/70-11APD2G	E11	610	1524	70	26,0	1500	70
HFN-610/1830/70-11APD2G	E11	610	1830	70	31,2	1800	70
HFN-610/762/70-11APD2G	E11	610	762	70	13,0	750	70
HFN-762/762/70-11APD2G	E11	762	762	70	16,2	935	70
HFN-915/915/70-11APD2G	E11	915	915	70	23,4	1350	70
HFN-915/1220/70-11APD2G	E11	915	1220	70	31,2	1800	70

**► E12**

HFN-305/305/70-12APD2G	E12	305	305	70	2,6	150	95
HFN-457/457/70-12APD2G	E12	457	457	70	5,8	335	95
HFN-457/610/70-12APD2G	E12	457	610	70	7,8	450	95
HFN-305/610/70-12APD2G	E12	305	610	70	5,2	300	95
HFN-610/610/70-12APD2G	E12	610	610	70	10,4	600	95
HFN-610/915/70-12APD2G	E12	610	915	70	15,6	900	95
HFN-610/1220/70-12APD2G	E12	610	1220	70	20,8	1200	95
HFN-610/1524/70-12APD2G	E12	610	1524	70	26,0	1500	95
HFN-610/1830/70-12APD2G	E12	610	1830	70	31,2	1800	95
HFN-610/762/70-12APD2G	E12	610	762	70	13,0	750	95
HFN-762/762/70-12APD2G	E12	762	762	70	16,2	935	95
HFN-915/915/70-12APD2G	E12	915	915	70	23,4	1350	95
HFN-915/1220/70-12APD2G	E12	915	1220	70	31,2	1800	95

**► H13**

HFN-305/305/70-13APD2G	H13	305	305	70	2,6	150	110
HFN-457/457/70-13APD2G	H13	457	457	70	5,8	335	110
HFN-457/610/70-13APD2G	H13	457	610	70	7,8	450	110
HFN-305/610/70-13APD2G	H13	305	610	70	5,2	300	110
HFN-610/610/70-13APD2G	H13	610	610	70	10,4	600	110
HFN-610/915/70-13APD2G	H13	610	915	70	15,6	900	110
HFN-610/1220/70-13APD2G	H13	610	1220	70	20,8	1200	110
HFN-610/1524/70-13APD2G	H13	610	1524	70	26,0	1500	110
HFN-610/1830/70-13APD2G	H13	610	1830	70	31,2	1800	110

\*\*\*\* According to EN 1822

Part Number	Filter Class EN 1822	Dimensions			Media Area (m <sup>2</sup> )	Air Flow (m <sup>3</sup> /h)	Pressure Drop (Pa)
		Width (mm)	Length (mm)	Depth (mm)			
HFN-610/762/70-13APD2G	H13	610	762	70	13,0	750	110
HFN-762/762/70-13APD2G	H13	762	762	70	16,2	935	110
HFN-915/915/70-13APD2G	H13	915	915	70	23,4	1350	110
HFN-915/1220/70-13APD2G	H13	915	1220	70	31,2	1800	110

**► H14**

HFN-305/305/70-14APD2G	H14	305	305	70	2,6	150	120
HFN-457/457/70-14APD2G	H14	457	457	70	5,8	335	120
HFN-457/610/70-14APD2G	H14	457	610	70	7,8	450	120
HFN-305/610/70-14APD2G	H14	305	610	70	5,2	300	120
HFN-610/610/70-14APD2G	H14	610	610	70	10,4	600	120
HFN-610/915/70-14APD2G	H14	610	915	70	15,6	900	120
HFN-610/1220/70-14APD2G	H14	610	1220	70	20,8	1200	120
HFN-610/1524/70-14APD2G	H14	610	1524	70	26,0	1500	120
HFN-610/1830/70-14APD2G	H14	610	1830	70	31,2	1800	120
HFN-610/762/70-14APD2G	H14	610	762	70	13,0	750	120
HFN-762/762/70-14APD2G	H14	762	762	70	16,2	935	120
HFN-915/915/70-14APD2G	H14	915	915	70	23,4	1350	120
HFN-915/1220/70-14APD2G	H14	915	1220	70	31,2	1800	120

**► U15**

HFN-305/305/70-15APD2G	U15	305	305	70	2,6	150	140
HFN-457/457/70-15APD2G	U15	457	457	70	5,8	335	140
HFN-457/610/70-15APD2G	U15	457	610	70	7,8	450	140
HFN-305/610/70-15APD2G	U15	305	610	70	5,2	300	140
HFN-610/610/70-15APD2G	U15	610	610	70	10,4	600	140
HFN-610/915/70-15APD2G	U15	610	915	70	15,6	900	140
HFN-610/1220/70-15APD2G	U15	610	1220	70	20,8	1200	140
HFN-610/1524/70-15APD2G	U15	610	1524	70	26,0	1500	140
HFN-610/1830/70-15APD2G	U15	610	1830	70	31,2	1800	140
HFN-305/762/70-15APD2G	U15	305	762	70	6,5	375	140
HFN-610/762/70-15APD2G	U15	610	762	70	13,0	750	140
HFN-762/762/70-15APD2G	U15	762	762	70	16,2	935	140
HFN-915/915/70-15APD2G	U15	915	915	70	23,4	1350	140
HFN-915/1220/70-15APD2G	U15	915	1220	70	31,2	1800	140

\*\*\*\* According to EN 1822



## ▶ HFN SERIES ALUMINIUM PROFILE 78 mm

EPA, HEPA & ULPA FILTERS ◀

<b>Media</b>	Microglass Fiber
<b>Frame</b>	Extruded Anodized Aluminium
<b>Final Pressure Drop</b>	600 Pa
<b>Operating Temperature</b>	80°C
<b>Filter Efficiency****</b>	E10-U15
<b>Gasket</b>	Flat Neoprene
<b>Protection Grids</b>	Powder Coated Metal on Both Sides
<b>Separators</b>	Hotmelt

### Applications

- Air conditioning systems (Hospitals, Laboratories, Museums)
- Industrial processes (Pharmaceutical, Food, Microelectronics)

### Advantages

- HFN product line fully meets the requirements for VDI 6022



78 mm Aluminium Profile View

Part Number	Filter Class EN 1822	Dimensions			Media Area (m <sup>2</sup> )	Air Flow (m <sup>3</sup> /h)	Pressure Drop (Pa)
		Width (mm)	Length (mm)	Depth (mm)			

### ▶ E10

HFN-305/305/78-10APBD2G	E10	305	305	78	2,6	150	50
HFN-457/457/78-10APBD2G	E10	457	457	78	5,8	335	50
HFN-457/610/78-10APBD2G	E10	457	610	78	7,8	450	50
HFN-305/610/78-10APBD2G	E10	305	610	78	5,2	300	50
HFN-610/610/78-10APBD2G	E10	610	610	78	10,4	600	50
HFN-610/915/78-10APBD2G	E10	610	915	78	15,6	900	50
HFN-610/1220/78-10APBD2G	E10	610	1220	78	20,8	1200	50
HFN-610/1524/78-10APBD2G	E10	610	1524	78	26,0	1500	50
HFN-610/1830/78-10APBD2G	E10	610	1830	78	31,2	1800	50
HFN-610/762/78-10APBD2G	E10	610	762	78	13,0	750	50
HFN-762/762/78-10APBD2G	E10	762	762	78	16,2	935	50
HFN-915/915/78-10APBD2G	E10	915	915	78	23,4	1350	50
HFN-915/1220/78-10APBD2G	E10	915	1220	78	31,2	1800	50

### ▶ E11

HFN-305/305/78-11APBD2G	E11	305	305	78	2,6	150	70
HFN-457/457/78-11APBD2G	E11	457	457	78	5,8	335	70

\*\*\*\* According to EN 1822

Part Number	Filter Class EN 1822	Dimensions			Media Area (m <sup>2</sup> )	Air Flow (m <sup>3</sup> /h)	Pressure Drop (Pa)
		Width (mm)	Length (mm)	Depth (mm)			
HFN-457/610/78-11APBD2G	E11	457	610	78	7,8	450	70
HFN-305/610/78-11APBD2G	E11	305	610	78	5,2	300	70
HFN-610/610/78-11APBD2G	E11	610	610	78	10,4	600	70
HFN-610/915/78-11APBD2G	E11	610	915	78	15,6	900	70
HFN-610/1220/78-11APBD2G	E11	610	1220	78	20,8	1200	70
HFN-610/1524/78-11APBD2G	E11	610	1524	78	26,0	1500	70
HFN-610/1830/78-11APBD2G	E11	610	1830	78	31,2	1800	70
HFN-610/762/78-11APBD2G	E11	610	762	78	13,0	750	70
HFN-762/762/78-11APBD2G	E11	762	762	78	16,2	935	70
HFN-915/915/78-11APBD2G	E11	915	915	78	23,4	1350	70
HFN-915/1220/78-11APBD2G	E11	915	1220	78	31,2	1800	70

**► E12**

HFN-305/305/78-12APBD2G	E12	305	305	78	2,6	150	70
HFN-457/457/78-12APBD2G	E12	457	457	78	5,8	335	70
HFN-457/610/78-12APBD2G	E12	457	610	78	7,8	450	70
HFN-305/610/78-12APBD2G	E12	305	610	78	5,2	300	70
HFN-610/610/78-12APBD2G	E12	610	610	78	10,4	600	70
HFN-610/915/78-12APBD2G	E12	610	915	78	15,6	900	70
HFN-610/1220/78-12APBD2G	E12	610	1220	78	20,8	1200	70
HFN-610/1524/78-12APBD2G	E12	610	1524	78	26,0	1500	95
HFN-610/1830/78-12APBD2G	E12	610	1830	78	31,2	1800	95
HFN-610/762/78-12APBD2G	E12	610	762	78	13,0	750	95
HFN-762/762/78-12APBD2G	E12	762	762	78	16,2	935	95
HFN-915/915/78-12APBD2G	E12	915	915	78	23,4	1350	95
HFN-915/1220/78-12APBD2G	E12	915	1220	78	31,2	1800	95

**► H13**

HFN-305/305/78-13APBD2G	H13	305	305	78	2,6	150	110
HFN-457/457/78-13APBD2G	H13	457	457	78	5,8	335	110
HFN-457/610/78-13APBD2G	H13	457	610	78	7,8	450	110
HFN-305/610/78-13APBD2G	H13	305	610	78	5,2	300	110
HFN-610/610/78-13APBD2G	H13	610	610	78	10,4	600	110
HFN-610/915/78-13APBD2G	H13	610	915	78	15,6	900	110
HFN-610/1220/78-13APBD2G	H13	610	1220	78	20,8	1200	110
HFN-610/1524/78-13APBD2G	H13	610	1524	78	26,0	1500	110
HFN-610/1830/78-13APBD2G	H13	610	1830	78	31,2	1800	110

\*\*\*\* According to EN 1822

Part Number	Filter Class EN 1822	Dimensions			Media Area (m <sup>2</sup> )	Air Flow (m <sup>3</sup> /h)	Pressure Drop (Pa)
		Width (mm)	Length (mm)	Depth (mm)			
HFN-610/762/78-13APBD2G	H13	610	762	78	13,0	750	110
HFN-762/762/78-13APBD2G	H13	762	762	78	16,2	935	110
HFN-915/915/78-13APBD2G	H13	915	915	78	23,4	1350	110
HFN-915/1220/78-13APBD2G	H13	915	1220	78	31,2	1800	110

**► H14**

HFN-305/305/78-14APBD2G	H14	305	305	78	2,6	150	120
HFN-457/457/78-14APBD2G	H14	457	457	78	5,8	335	120
HFN-457/610/78-14APBD2G	H14	457	610	78	7,	450	120
HFN-305/610/78-14APBD2G	H14	305	610	78	5,2	300	120
HFN-610/610/78-14APBD2G	H14	610	610	78	10,4	600	120
HFN-610/915/78-14APBD2G	H14	610	915	78	15,6	900	120
HFN-610/1220/78-14APBD2G	H14	610	1220	78	20,8	1200	120
HFN-610/1524/78-14APBD2G	H14	610	1524	78	26,0	1500	120
HFN-610/1830/78-14APBD2G	H14	610	1830	78	31,2	1800	120
HFN-610/762/7814APBD2G	H14	610	762	78	13,0	750	120
HFN-762/762/78-14APBD2G	H14	762	762	78	16,2	935	120
HFN-915/915/78-14APBD2G	H14	915	915	78	23,4	1350	120
HFN-915/1220/78-14APBD2G	H14	915	1220	78	31,2	1800	120

**► U15**

HFN-305/305/78-15APBD2G	U15	305	305	78	2,6	150	140
HFN-457/457/78-15APBD2G	U15	457	457	78	5,8	335	140
HFN-457/610/78-15APBD2G	U15	457	610	78	7,8	450	140
HFN-305/610/78-15APBD2G	U15	305	610	78	5,2	300	140
HFN-610/610/78-15APBD2G	U15	610	610	78	10,4	600	140
HFN-610/915/78-15APBD2G	U15	610	915	78	15,6	900	140
HFN-610/1220/78-15APBD2G	U15	610	1220	78	20,8	1200	140
HFN-610/1524/78-15APBD2G	U15	610	1524	78	26,0	1500	140
HFN-610/1830/78-15APBD2G	U15	610	1830	78	31,2	1800	140
HFN-610/762/78-15APBD2G	U15	610	762	78	13,0	750	140
HFN-762/762/78-15APBD2G	U15	762	762	78	16,2	935	140
HFN-915/915/78-15APBD2G	U15	915	915	78	23,4	1350	140
HFN-915/1220/78-15APBD2G	U15	915	1220	78	31,2	1800	140

\*\*\*\* According to EN 1822

<b>Media</b>	Microglass Fiber
<b>Frame</b>	MDF
<b>Final Pressure Drop</b>	600 Pa
<b>Operating Temperature</b>	80°C
<b>Filter Efficiency****</b>	E10-H14
<b>Gasket</b>	Flat Neoprene or Half Round Endless Polyurethane
<b>Protection Grids</b>	Optional
<b>Separators</b>	Hotmelt



### Applications

- Air conditioning systems (Hospitals, Laboratories, Museums)
- Industrial processes (Pharmaceutical, Food, Microelectronics)

### Advantages

- HFN product line fully meets the requirements for VDI 6022

Part Number	Filter Class EN 1822	Dimensions			Media Area (m <sup>2</sup> )	Air Flow (m <sup>3</sup> /h)	Pressure Drop (Pa)
		Width (mm)	Length (mm)	Depth (mm)			

### ▶ E10

HFN-305/305/78-10PD	E10	305	305	78	2,6	700	250
HFN-457/457/78-10PD	E10	457	457	78	5,8	1570	250
HFN-457/610/78-10PD	E10	457	610	78	7,8	2100	250
HFN-305/610/78-10PD	E10	305	610	78	5,2	1400	250
HFN-610/610/78-10PD	E10	610	610	78	10,4	2800	250
HFN-610/915/78-10PD	E10	610	915	78	15,6	4200	250
HFN-610/1220/78-10PD	E10	610	1220	78	20,8	5600	250
HFN-610/1524/78-10PD	E10	610	1524	78	26,0	7000	250
HFN-610/1830/78-10PD	E10	610	1830	78	31,2	8400	250
HFN-610/762/78-10PD	E10	610	762	78	13,0	3500	250
HFN-762/762/78-10PD	E10	762	762	78	16,2	4370	250
HFN-915/915/78-10PD	E10	915	915	78	23,4	6300	250
HFN-915/1220/78-10PD	E10	915	1220	78	31,2	8400	250

### ▶ E11

HFN-305/305/78-11PD	E11	305	305	78	2,6	600	250
HFN-457/457/78-11PD	E11	457	457	78	5,8	1350	250

\*\*\*\* According to EN 1822

Part Number	Filter Class EN 1822	Dimensions			Media Area (m <sup>2</sup> )	Air Flow (m <sup>3</sup> /h)	Pressure Drop (Pa)
		Width (mm)	Length (mm)	Depth (mm)			
HFN-457/610/78-11PD	E11	457	610	78	7,8	1800	250
HFN-305/610/78-11PD	E11	305	610	78	5,2	1200	250
HFN-610/610/78-11PD	E11	610	610	78	10,4	2400	250
HFN-610/915/78-11PD	E11	610	915	78	15,6	3600	250
HFN-610/1220/78-11PD	E11	610	1220	78	20,8	4800	250
HFN-610/1524/78-11PD	E11	610	1524	78	26,0	6000	250
HFN-610/1830/78-11PD	E11	610	1830	78	31,2	7200	250
HFN-610/762/78-11PD	E11	610	762	78	13,0	3000	250
HFN-762/762/78-11PD	E11	762	762	78	16,2	3750	250
HFN-915/915/78-11PD	E11	915	915	78	23,4	5400	250
HFN-915/1220/78-11PD	E11	915	1220	78	31,2	7200	250

**► E12**

HFN-305/305/78-12PD	E12	305	305	78	2,6	375	250
HFN-457/457/78-12PD	E12	457	457	78	5,8	840	250
HFN-457/610/78-12PD	E12	457	610	78	7,8	1120	250
HFN-305/610/78-12PD	E12	305	610	78	5,2	750	250
HFN-610/610/78-12PD	E12	610	610	78	10,4	1500	250
HFN-610/915/78-12PD	E12	610	915	78	15,6	2250	250
HFN-610/1220/78-12PD	E12	610	1220	78	20,8	3000	250
HFN-610/1524/78-12PD	E12	610	1524	78	26,0	3750	250
HFN-610/1830/78-12PD	E12	610	1830	78	31,2	4500	250
HFN-610/762/78-12PD	E12	610	762	78	13,0	1870	250
HFN-762/762/78-12PD	E12	762	762	78	16,2	2340	250
HFN-915/915/78-12PD	E12	915	915	78	23,4	3375	250
HFN-915/1220/78-12PD	E12	915	1220	78	31,2	4500	250

**► H13**

HFN-305/305/78-13PD	H13	305	305	78	2,6	310	250
HFN-457/457/78-13PD	H13	457	457	78	5,8	700	250
HFN-457/610/78-13PD	H13	457	610	78	7,8	930	250
HFN-305/610/78-13PD	H13	305	610	78	5,2	625	250
HFN-610/610/78-13PD	H13	610	610	78	10,4	1250	250
HFN-610/915/78-13PD	H13	610	915	78	15,6	1850	250
HFN-610/1220/78-13PD	H13	610	1220	78	20,8	2500	250
HFN-610/1524/78-13PD	H13	610	1524	78	26,0	3100	250
HFN-610/1830/78-13PD	H13	610	1830	7	31,2	3750	250

\*\*\*\* According to EN 1822



Part Number	Filter Class EN 1822	Dimensions			Media Area (m <sup>2</sup> )	Air Flow (m <sup>3</sup> /h)	Pressure Drop (Pa)
		Width (mm)	Length (mm)	Depth (mm)			
HFN-610/762/78-13PD	H13	610	762	78	13,0	1550	250
HFN-762/762/78-13PD	H13	762	762	78	16,2	1950	250
HFN-915/915/78-13PD	H13	915	915	78	23,4	2800	250
HFN-915/1220/78-13PD	H13	915	1220	78	31,2	3750	250

**H14**

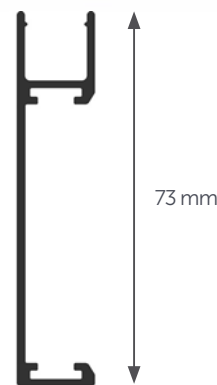

HFN-305/305/78-14PD	H14	305	305	78	2,6	275	250
HFN-457/457/78-14PD	H14	457	457	78	5,8	610	250
HFN-457/610/78-14PD	H14	457	610	78	7,8	820	250
HFN-305/610/78-14PD	H14	305	610	78	5,2	550	250
HFN-610/610/78-14PD	H14	610	610	78	10,4	1100	250
HFN-610/915/78-14PD	H14	610	915	78	15,6	1650	250
HFN-610/1220/78-14PD	H14	610	1220	78	20,8	2200	250
HFN-610/1524/78-14PD	H14	610	1524	78	26,0	2750	250
HFN-610/1830/78-14PD	H14	610	1830	78	31,2	3300	250
HFN-610/762/78-14PD	H14	610	762	78	13,0	1370	250
HFN-762/762/78-14PD	H14	762	762	78	16,2	1700	250
HFN-915/915/78-14PD	H14	915	915	78	23,4	2470	250
HFN-915/1220/78-14PD	H14	915	1220	78	31,2	3300	250

\*\*\*\* According to EN 1822

# ▶ HFN SERIES GEL SEAL 73 mm

EPA, HEPA & ULPA FILTERS ◀

<b>Media</b>	Microglass Fiber
<b>Frame</b>	Extruded Anodized Aluminium
<b>Final Pressure Drop</b>	600 Pa
<b>Operating Temperature</b>	80°C
<b>Filter Efficiency****</b>	E10-U15
<b>Gasket</b>	Gel
<b>Protection Grids</b>	Powder Coated Metal on Both Sides
<b>Separators</b>	Hotmelt



73 mm Aluminium Profile View

### Applications

- Air conditioning systems (Hospitals, Laboratories, Museums)
- Industrial processes (Pharmaceutical, Food, Microelectronics)

### Advantages

- HFN product line fully meets the requirements for VDI 6022

Part Number	Filter Class EN 1822	Dimensions			Media Area (m <sup>2</sup> )	Air Flow (m <sup>3</sup> /h)	Pressure Drop (Pa)
		Width (mm)	Length (mm)	Depth (mm)			

### ▶ E10

HFN-305/305/73-10APJ2G	E10	305	305	73	2,6	150	50
HFN-457/457/73-10APJ2G	E10	457	457	73	5,8	335	50
HFN-457/610/73-10APJ2G	E10	457	610	73	7,8	450	50
HFN-305/610/73-10APJ2G	E10	305	610	73	5,2	300	50
HFN-610/610/73-10APJ2G	E10	610	610	73	10,4	600	50
HFN-610/915/73-10APJ2G	E10	610	915	73	15,6	900	50
HFN-610/1220/73-10APJ2G	E10	610	1220	73	20,8	1200	50
HFN-610/1524/73-10APJ2G	E10	610	1524	73	26,0	1500	50
HFN-610/1830/73-10APJ2G	E10	610	1830	73	31,2	1800	50
HFN-610/762/73-10APJ2G	E10	610	762	73	13,0	750	50
HFN-762/762/73-10APJ2G	E10	762	762	73	16,2	935	50
HFN-915/915/73-10APJ2G	E10	915	915	73	23,4	1350	50
HFN-915/1220/73-10APJ2G	E10	915	1220	73	31,2	1800	50

### ▶ E11

HFN-305/305/73-11APJ2G	E11	305	305	73	2,6	150	70
HFN-457/457/73-11APJ2G	E11	457	457	73	5,8	335	70

\*\*\*\* According to EN 1822

Part Number	Filter Class EN 1822	Dimensions			Media Area (m <sup>2</sup> )	Air Flow (m <sup>3</sup> /h)	Pressure Drop (Pa)
		Width (mm)	Length (mm)	Depth (mm)			
HFN-457/610/73-11APJ2G	E11	457	610	73	7,8	450	70
HFN-305/610/73-11APJ2G	E11	305	610	73	5,2	300	70
HFN-610/610/73-11APJ2G	E11	610	610	73	10,4	600	70
HFN-610/915/73-11APJ2G	E11	610	915	73	15,6	900	70
HFN-610/1220/73-11APJ2G	E11	610	1220	73	20,8	1200	70
HFN-610/1524/73-11APJ2G	E11	610	1524	73	26,0	1500	70
HFN-610/1830/73-11APJ2G	E11	610	1830	73	31,2	1800	70
HFN-610/762/73-11APJ2G	E11	610	762	73	13,0	750	70
HFN-762/762/73-11APJ2G	E11	762	762	73	16,2	935	70
HFN-915/915/73-11APJ2G	E11	915	915	73	23,4	1350	70
HFN-915/1220/73-11APJ2G	E11	915	1220	73	31,2	1800	70

**► E12**

HFN-305/305/73-12APJ2G	E12	305	305	73	2,6	150	95
HFN-457/457/73-12APJ2G	E12	457	457	73	5,8	335	95
HFN-457/610/73-12APJ2G	E12	457	610	73	7,8	450	95
HFN-305/610/73-12APJ2G	E12	305	610	73	5,2	300	95
HFN-610/610/73-12APJ2G	E12	610	610	73	10,4	600	95
HFN-610/915/73-12APJ2G	E12	610	915	73	15,6	900	95
HFN-610/1220/73-12APJ2G	E12	610	1220	73	20,8	1200	95
HFN-610/1524/73-12APJ2G	E12	610	1524	73	26,0	1500	95
HFN-610/1830/73-12APJ2G	E12	610	1830	73	31,2	1800	95
HFN-610/762/73-12APJ2G	E12	610	762	73	13,0	750	95
HFN-762/762/73-12APJ2G	E12	762	762	73	16,2	935	95
HFN-915/915/73-12APJ2G	E12	915	915	73	23,4	1350	95
HFN-915/1220/73-12APJ2G	E12	915	1220	73	31,2	1800	95

**► H13**

HFN-305/305/73-13APJ2G	H13	305	305	73	2,6	150	110
HFN-457/457/73-13APJ2G	H13	457	457	73	5,8	335	110
HFN-457/610/73-13APJ2G	H13	457	610	73	7,8	450	110
HFN-305/610/73-13APJ2G	H13	305	610	73	5,2	300	110
HFN-610/610/73-13APJ2G	H13	610	610	73	10,4	600	110
HFN-610/915/73-13APJ2G	H13	610	915	73	15,6	900	110
HFN-610/1220/73-13APJ2G	H13	610	1220	73	20,8	1200	110
HFN-610/1524/73-13APJ2G	H13	610	1524	73	26,0	1500	110
HFN-610/1830/73-13APJ2G	H13	610	1830	73	31,2	1800	110

\*\*\*\* According to EN 1822

Part Number	Filter Class EN 1822	Dimensions			Media Area (m <sup>2</sup> )	Air Flow (m <sup>3</sup> /h)	Pressure Drop (Pa)
		Width (mm)	Length (mm)	Depth (mm)			
HFN-610/762/73-13APJ2G	H13	610	762	73	13,0	750	110
HFN-762/762/73-13APJ2G	H13	762	762	73	16,2	935	110
HFN-915/915/73-13APJ2G	H13	915	915	73	23,4	1350	110
HFN-915/1220/73-13APJ2G	H13	915	1220	73	31,2	1800	110

**► H14**

HFN-305/305/73-14APJ2G	H14	305	305	73	2,6	150	120
HFN-457/457/73-14APJ2G	H14	457	457	73	5,8	335	120
HFN-457/610/73-14APJ2G	H14	457	610	73	7,8	450	120
HFN-305/610/73-14APJ2G	H14	305	610	73	5,2	300	120
HFN-610/610/73-14APJ2G	H14	610	610	73	10,4	600	120
HFN-610/915/73-14APJ2G	H14	610	915	73	15,6	900	120
HFN-610/1220/73-14APJ2G	H14	610	1220	73	20,8	1200	120
HFN-610/1524/73-14APJ2G	H14	610	1524	73	26,0	1500	120
HFN-610/1830/73-14APJ2G	H14	610	1830	73	31,2	1800	120
HFN-610/762/73-14APJ2G	H14	610	762	73	13,0	750	120
HFN-762/762/73-14APJ2G	H14	762	762	73	16,2	935	120
HFN-915/915/73-14APJ2G	H14	915	915	73	23,4	1350	120
HFN-915/1220/73-14APJ2G	H14	915	1220	73	31,2	1800	120

**► U15**

HFN-305/305/73-15APJ2G	U15	305	305	73	2,6	150	140
HFN-457/457/73-15APJ2G	U15	457	457	73	5,8	335	140
HFN-457/610/73-15APJ2G	U15	457	610	73	7,8	450	140
HFN-305/610/73-15APJ2G	U15	305	610	73	5,2	300	140
HFN-610/610/73-15APJ2G	U15	610	610	73	10,4	600	140
HFN-610/915/73-15APJ2G	U15	610	915	73	15,6	900	140
HFN-610/1220/73-15APJ2G	U15	610	1220	73	20,8	1200	140
HFN-610/1524/73-15APJ2G	U15	610	1524	73	26,0	1500	140
HFN-610/1830/73-15APJ2G	U15	610	1830	73	31,2	1800	140
HFN-610/762/73-15APJ2G	U15	610	762	73	13,0	750	140
HFN-762/762/73-15APJ2G	U15	762	762	73	16,2	935	140
HFN-915/915/73-15APJ2G	U15	915	915	73	23,4	1350	140
HFN-915/1220/73-15APJ2G	U15	915	1220	73	31,2	1800	140

\*\*\*\* According to EN 1822

# ▶ HFN SERIES GEL SEAL 80 mm

EPA, HEPA & ULPA FILTERS ◀

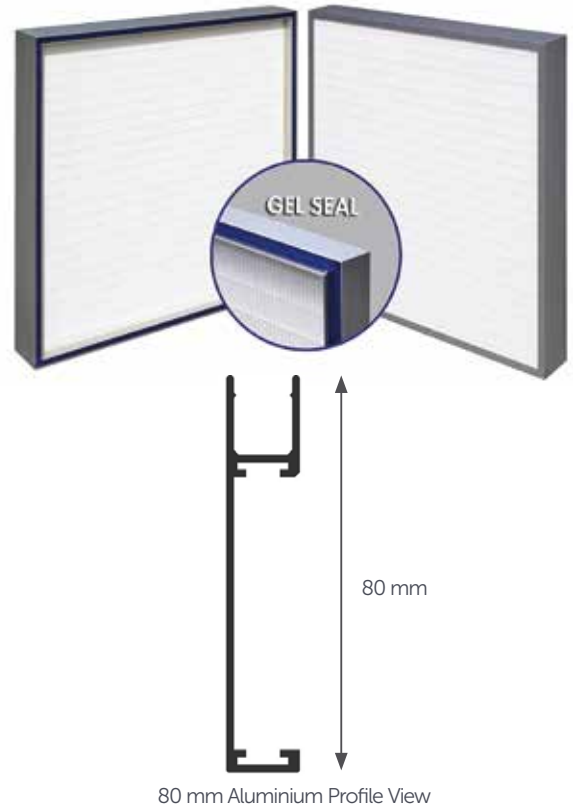
<b>Media</b>	Microglass Fiber
<b>Frame</b>	Extruded Anodized Aluminium
<b>Final Pressure Drop</b>	600 Pa
<b>Operating Temperature</b>	80°C
<b>Filter Efficiency****</b>	E10-U15
<b>Gasket</b>	Gel
<b>Protection Grids</b>	Powder Coated Metal on Both Sides
<b>Separators</b>	Hotmelt

### Applications

- Air conditioning systems (Hospitals, Laboratories, Museums)
- Industrial processes (Pharmaceutical, Food, Microelectronics)

### Advantages

- HFN product line fully meets the requirements for VDI 6022



Part Number	Filter Class EN 1822	Dimensions			Media Area (m <sup>2</sup> )	Air Flow (m <sup>3</sup> /h)	Pressure Drop (Pa)
		Width (mm)	Length (mm)	Depth (mm)			

### ▶ E10

HFN-305/305/80-10APJ2G	E10	305	305	80	2,6	150	50
HFN-457/457/80-10APJ2G	E10	457	457	80	5,8	335	50
HFN-457/610/80-10APJ2G	E10	457	610	80	7,8	450	50
HFN-305/610/80-10APJ2G	E10	305	610	80	5,2	300	50
HFN-610/610/80-10APJ2G	E10	610	610	80	10,4	600	50
HFN-610/915/80-10APJ2G	E10	610	915	80	15,6	900	50
HFN-610/1220/80-10APJ2G	E10	610	1220	80	20,8	1200	50
HFN-610/1524/80-10APJ2G	E10	610	1524	80	26,0	1500	50
HFN-610/1830/80-10APJ2G	E10	610	1830	80	31,2	1800	50
HFN-610/762/80-10APJ2G	E10	610	762	80	13,0	750	50
HFN-762/762/80-10APJ2G	E10	762	762	80	16,2	935	50
HFN-915/915/80-10APJ2G	E10	915	915	80	23,4	1350	50
HFN-915/1220/80-10APJ2G	E10	915	1220	80	31,2	1800	50

### ▶ E11

HFN-305/305/80-11APJ2G	E11	305	305	80	2,6	150	70
HFN-457/457/80-11APJ2G	E11	457	457	80	5,8	335	70

\*\*\*\* According to EN 1822

Part Number	Filter Class EN 1822	Dimensions			Media Area (m <sup>2</sup> )	Air Flow (m <sup>3</sup> /h)	Pressure Drop (Pa)
		Width (mm)	Length (mm)	Depth (mm)			
HFN-457/610/80-11APJ2G	E11	457	610	80	7,8	450	70
HFN-305/610/80-11APJ2G	E11	305	610	80	5,2	300	70
HFN-610/610/80-11APJ2G	E11	610	610	80	10,4	600	70
HFN-610/915/80-11APJ2G	E11	610	915	80	15,6	900	70
HFN-610/1220/80-11APJ2G	E11	610	1220	80	20,8	1200	70
HFN-610/1524/80-11APJ2G	E11	610	1524	80	26,0	1500	70
HFN-610/1830/80-11APJ2G	E11	610	1830	80	31,2	1800	70
HFN-610/762/80-11APJ2G	E11	610	762	80	13,0	750	70
HFN-762/762/80-11APJ2G	E11	762	762	80	16,2	935	70
HFN-915/915/80-11APJ2G	E11	915	915	80	23,4	1350	70
HFN-915/1220/80-11APJ2G	E11	915	1220	80	31,2	1800	70

**► E12**

HFN-305/305/80-12APJ2G	E12	305	305	80	2,6	150	95
HFN-457/457/80-12APJ2G	E12	457	457	80	5,8	335	95
HFN-457/610/80-12APJ2G	E12	457	610	80	7,8	450	95
HFN-305/610/80-12APJ2G	E12	305	610	80	5,2	300	95
HFN-610/610/80-12APJ2G	E12	610	610	80	10,4	600	95
HFN-610/915/80-12APJ2G	E12	610	915	80	15,6	900	95
HFN-610/1220/80-12APJ2G	E12	610	1220	80	20,8	1200	95
HFN-610/1524/80-12APJ2G	E12	610	1524	80	26,0	1500	95
HFN-610/1830/80-12APJ2G	E12	610	1830	80	31,2	1800	95
HFN-610/762/80-12APJ2G	E12	610	762	80	13,0	750	95
HFN-762/762/80-12APJ2G	E12	762	762	80	16,2	935	95
HFN-915/915/80-12APJ2G	E12	915	915	80	23,4	1350	95
HFN-915/1220/80-12APJ2G	E12	915	1220	80	31,2	1800	95

**► H13**

HFN-305/305/80-13APJ2G	H13	305	305	80	2,6	150	110
HFN-457/457/80-13APJ2G	H13	457	457	80	5,8	335	110
HFN-457/610/80-13APJ2G	H13	457	610	80	7,8	450	110
HFN-305/610/80-13APJ2G	H13	305	610	80	5,2	300	110
HFN-610/610/80-13APJ2G	H13	610	610	80	10,4	600	110
HFN-610/915/80-13APJ2G	H13	610	915	80	15,6	900	110
HFN-610/1220/80-13APJ2G	H13	610	1220	80	20,8	1200	110
HFN-610/1524/80-13APJ2G	H13	610	1524	80	26,0	1500	110
HFN-610/1830/80-13APJ2G	H13	610	1830	80	31,2	1800	110

\*\*\*\* According to EN 1822



Part Number	Filter Class EN 1822	Dimensions			Media Area (m <sup>2</sup> )	Air Flow (m <sup>3</sup> /h)	Pressure Drop (Pa)
		Width (mm)	Length (mm)	Depth (mm)			
HFN-610/762/80-13APJ2G	H13	610	762	80	13,0	750	110
HFN-762/762/80-13APJ2G	H13	762	762	80	16,2	935	110
HFN-915/915/80-13APJ2G	H13	915	915	80	23,4	1350	110
HFN-915/1220/80-13APJ2G	H13	915	1220	80	31,2	1800	110

**► H14**

HFN-305/305/80-14APJ2G	H14	305	305	80	2,6	150	120
HFN-457/457/80-14APJ2G	H14	457	457	80	5,8	335	120
HFN-457/610/80-14APJ2G	H14	457	610	80	7,8	450	120
HFN-305/610/80-14APJ2G	H14	305	610	80	5,2	300	120
HFN-610/610/80-14APJ2G	H14	610	610	80	10,4	600	120
HFN-610/915/80-14APJ2G	H14	610	915	80	15,6	900	120
HFN-610/1220/80-14APJ2G	H14	610	1220	80	20,8	1200	120
HFN-610/1524/80-14APJ2G	H14	610	1524	80	26,0	1500	120
HFN-610/1830/80-14APJ2G	H14	610	1830	80	31,2	1800	120
HFN-610/762/80-14APJ2G	H14	610	762	80	13,0	750	120
HFN-762/762/80-14APJ2G	H14	762	762	80	16,2	935	120
HFN-915/915/80-14APJ2G	H14	915	915	80	23,4	1350	120
HFN-915/1220/80-14APJ2G	H14	915	1220	80	31,2	1800	120

**► U15**


HFN-305/305/80-15APJ2G	U15	305	305	80	2,6	150	140
HFN-457/457/80-15APJ2G	U15	457	457	80	5,8	335	140
HFN-457/610/80-15APJ2G	U15	457	610	80	7,8	450	140
HFN-305/610/80-15APJ2G	U15	305	610	80	5,2	300	140
HFN-610/610/80-15APJ2G	U15	610	610	80	10,4	600	140
HFN-610/915/80-15APJ2G	U15	610	915	80	15,6	900	140
HFN-610/1220/80-15APJ2G	U15	610	1220	80	20,8	1200	140
HFN-610/1524/80-15APJ2G	U15	610	1524	80	26,0	1500	140
HFN-610/1830/80-15APJ2G	U15	610	1830	80	31,2	1800	140
HFN-610/762/80-15APJ2G	U15	610	762	80	13,0	750	140
HFN-762/762/80-15APJ2G	U15	762	762	80	16,2	935	140
HFN-915/915/80-15APJ2G	U15	915	915	80	23,4	1350	140
HFN-915/1220/80-15APJ2G	U15	915	1220	80	31,2	1800	140

\*\*\*\* According to EN 1822

# HFP SERIES GEL SEAL 88 mm

EPA, HEPA & ULPA FILTERS

<b>Media</b>	Microglass Fiber
<b>Frame</b>	Extruded Anodized Aluminium
<b>Final Pressure Drop</b>	600 Pa
<b>Operating Temperature</b>	80°C
<b>Filter Efficiency****</b>	E10-U15
<b>Gasket</b>	Gel
<b>Protection Grids</b>	Powder Coated Metal on Both Sides
<b>Separators</b>	Hotmelt



88 mm Aluminium Profile View

### Applications

- Air conditioning systems (Hospitals, Laboratories, Museums)
- Industrial processes (Pharmaceutical, Food, Microelectronics)

### Advantages

- HFP product line fully meets the requirements for VDI 6022

Part Number	Filter Class EN 1822	Dimensions			Media Area (m <sup>2</sup> )	Air Flow (m <sup>3</sup> /h)	Pressure Drop (Pa)
		Width (mm)	Length (mm)	Depth (mm)			
<b>► E10</b>							
HFP-348/348/88-10APJ2G	E10	348	348	88	3,1	150	35
HFP-500/500/88-10APJ2G	E10	500	500	88	7,0	335	35
HFP-500/653/88-10APJ2G	E10	500	653	88	9,4	450	35
HFP-348/653/88-10APJ2G	E10	348	653	88	6,2	300	35
HFP-653/653/88-10APJ2G	E10	653	653	88	12,5	600	35
HFP-653/958/88-10APJ2G	E10	653	958	88	18,7	900	35
HFP-653/1263/88-10APJ2G	E10	653	1263	88	25,0	1200	35
HFP-653/1567/88-10APJ2G	E10	653	1567	88	31,2	1500	35
HFP-653/1873/88-10APJ2G	E10	653	1873	88	37,5	1800	35
HFP-653/805/88-10APJ2G	E10	653	805	88	15,6	750	35
HFP-805/805/88-10APJ2G	E10	805	805	88	19,5	935	35
HFP-958/958/88-10APJ2G	E10	958	958	88	28,1	1350	35
HFP-958/1263/88-10APJ2G	E10	958	1263	88	37,5	1800	35

### ► E11

HFP-348/348/88-11APJ2G	E11	348	348	88	3,1	150	45
HFP-500/500/88-11APJ2G	E11	500	500	88	7,0	335	45

\*\*\*\* According to EN 1822

Part Number	Filter Class EN 1822	Dimensions			Media Area (m <sup>2</sup> )	Air Flow (m <sup>3</sup> /h)	Pressure Drop (Pa)
		Width (mm)	Length (mm)	Depth (mm)			
HFP-500/653/88-11APJ2G	E11	500	653	88	9,4	450	45
HFP-348/653/88-11APJ2G	E11	348	653	88	6,2	300	45
HFP-653/653/88-11APJ2G	E11	653	653	88	12,5	600	45
HFP-653/958/88-11APJ2G	E11	653	958	88	18,7	900	45
HFP-653/1263/88-11APJ2G	E11	653	1263	88	25,0	1200	45
HFP-653/1567/88-11APJ2G	E11	653	1567	88	31,2	1500	45
HFP-653/1873/88-11APJ2G	E11	653	1873	88	37,5	1800	45
HFP-653/805/88-11APJ2G	E11	653	805	88	15,6	750	45
HFP-805/805/88-11APJ2G	E11	805	805	88	19,5	935	45
HFP-958/958/88-11APJ2G	E11	958	958	88	28,1	1350	45
HFP-958/1263/88-11APJ2G	E11	958	1263	88	37,5	1800	45

**► E12**

HFP-348/348/88-12APJ2G	E12	348	348	88	3,1	150	75
HFP-500/500/88-12APJ2G	E12	500	500	88	7,0	335	75
HFP-500/653/88-12APJ2G	E12	500	653	88	9,4	450	75
HFP-348/653/88-12APJ2G	E12	348	653	88	6,2	300	75
HFP-653/653/88-12APJ2G	E12	653	653	88	12,5	600	75
HFP-653/958/88-12APJ2G	E12	653	958	88	18,7	900	75
HFP-653/1263/88-12APJ2G	E12	653	1263	88	25,0	1200	75
HFP-653/1567/88-12APJ2G	E12	653	1567	88	31,2	1500	75
HFP-653/1873/88-12APJ2G	E12	653	1873	88	37,5	1800	75
HFP-653/805/88-12APJ2G	E12	653	805	88	15,6	750	75
HFP-805/805/88-12APJ2G	E12	805	805	88	19,5	935	75
HFP-958/958/88-12APJ2G	E12	958	958	88	28,1	1350	75
HFP-958/1263/88-12APJ2G	E12	958	1263	88	37,5	1800	75

**► H13**

HFP-348/348/88-13APJ2G	H13	348	348	88	3,1	150	90
HFP-500/500/88-13APJ2G	H13	500	500	88	7,0	335	90
HFP-500/653/88-13APJ2G	H13	500	653	88	9,4	450	90
HFP-348/653/88-13APJ2G	H13	348	653	88	6,2	300	90
HFP-653/653/88-13APJ2G	H13	653	653	88	12,5	600	90
HFP-653/958/88-13APJ2G	H13	653	958	88	18,7	900	90
HFP-653/1263/88-13APJ2G	H13	653	1263	88	25,0	1200	90
HFP-653/1567/88-13APJ2G	H13	653	1567	88	31,2	1500	90
HFP-653/1873/88-13APJ2G	H13	653	1873	88	37,5	1800	90

\*\*\*\* According to EN 1822

Part Number	Filter Class EN 1822	Dimensions			Media Area (m <sup>2</sup> )	Air Flow (m <sup>3</sup> /h)	Pressure Drop (Pa)
		Width (mm)	Length (mm)	Depth (mm)			
HFP-653/805/88-13APJ2G	H13	653	805	88	15,6	750	90
HFP-805/805/88-13APJ2G	H13	805	805	88	19,5	935	90
HFP-958/958/88-13APJ2G	H13	958	958	88	28,1	1350	90
HFP-958/1263/88-13APJ2G	H13	958	1263	88	37,5	1800	90

**H14**

HFP-348/348/88-14APJ2G	H14	348	348	88	3,1	150	100
HFP-500/500/88-14APJ2G	H14	500	500	88	7,0	335	100
HFP-500/653/88-14APJ2G	H14	500	653	88	9,4	450	100
HFP-348/653/88-14APJ2G	H14	348	653	88	6,2	300	100
HFP-653/653/88-14APJ2G	H14	653	653	88	12,5	600	100
HFP-653/958/88-14APJ2G	H14	653	958	88	18,7	900	100
HFP-653/1263/88-14APJ2G	H14	653	1263	88	25,0	1200	100
HFP-653/1567/88-14APJ2G	H14	653	1567	88	31,2	1500	100
HFP-653/1873/88-14APJ2G	H14	653	1873	88	37,5	1800	100
HFP-653/805/88-14APJ2G	H14	653	805	88	15,6	750	100
HFP-805/805/88-14APJ2G	H14	805	805	88	19,5	935	100
HFP-958/958/88-14APJ2G	H14	958	958	88	28,1	1350	100
HFP-958/1263/88-14APJ2G	H14	958	1263	88	37,5	1800	100

**U15**

HFP-348/348/88-15APJ2G	U15	348	348	88	3,1	150	120
HFP-500/500/88-15APJ2G	U15	500	500	88	7,0	335	120
HFP-500/653/88-15APJ2G	U15	500	653	88	9,4	450	120
HFP-348/653/88-15APJ2G	U15	348	653	88	6,2	300	120
HFP-653/653/88-15APJ2G	U15	653	653	88	12,5	600	120
HFP-653/958/88-15APJ2G	U15	653	958	88	18,7	900	120
HFP-653/1263/88-15APJ2G	U15	653	1263	88	25,0	1200	120
HFP-653/1567/88-15APJ2G	U15	653	1567	88	31,2	1500	120
HFP-653/1873/88-15APJ2G	U15	653	1873	88	37,5	1800	120
HFP-653/805/88-15APJ2G	U15	653	805	88	15,6	750	120
HFP-805/805/88-15APJ2G	U15	805	805	88	19,5	935	120
HFP-958/958/88-15APJ2G	U15	958	958	88	28,1	1350	120
HFP-958/1263/88-15APJ2G	U15	958	1263	88	37,5	1800	120

\*\*\*\* According to EN 1822

# HFP SERIES GEL SEAL 104 mm

EPA, HEPA & ULPA FILTERS

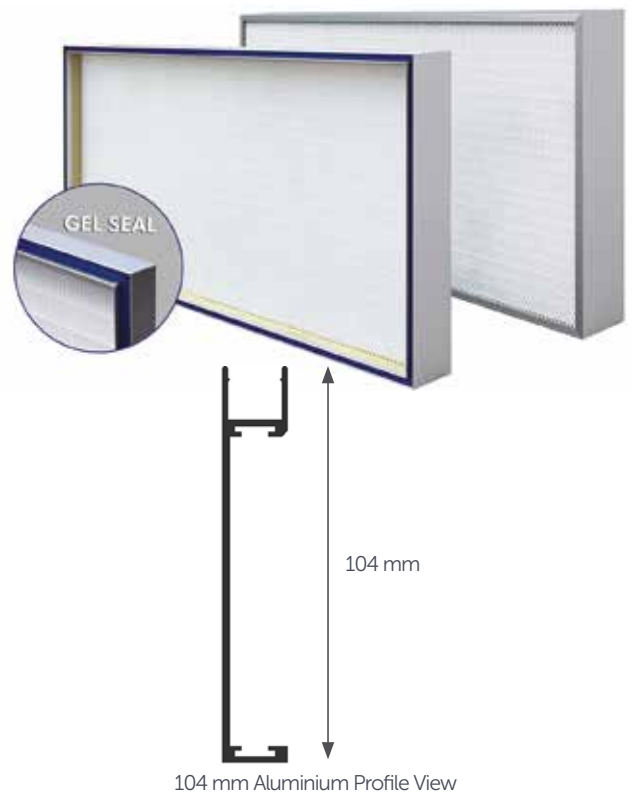
<b>Media</b>	Microglass Fiber
<b>Frame</b>	Extruded Anodized Aluminium
<b>Final Pressure Drop</b>	600 Pa
<b>Operating Temperature</b>	80°C
<b>Filter Efficiency****</b>	E10-U15
<b>Gasket</b>	Gel
<b>Protection Grids</b>	Powder Coated Metal on Both Sides
<b>Separators</b>	Hotmelt

### Applications

- Air conditioning systems (Hospitals, Laboratories, Museums)
- Industrial processes (Pharmaceutical, Food, Microelectronics)

### Advantages

- HFP product line fully meets the requirements for VDI 6022



Part Number	Filter Class EN 1822	Dimensions			Media Area (m <sup>2</sup> )	Air Flow (m <sup>3</sup> /h)	Pressure Drop (Pa)
		Width (mm)	Length (mm)	Depth (mm)			

### ► E10

HFP-305/305/104-10APJ2G	E10	305	305	104	3,1	150	35
HFP-457/457/104-10APJ2G	E10	457	457	104	7,0	335	35
HFP-457/610/104-10APJ2G	E10	457	610	104	9,4	450	35
HFP-305/610/104-10APJ2G	E10	305	610	104	6,2	300	35
HFP-610/610/104-10APJ2G	E10	610	610	104	12,5	600	35
HFP-610/915/104-10APJ2G	E10	610	915	104	18,7	900	35
HFP-610/1220/104-10APJ2G	E10	610	1220	104	25,0	1200	35
HFP-610/1524/104-10APJ2G	E10	610	1524	104	31,2	1500	35
HFP-610/1830/104-10APJ2G	E10	610	1830	104	37,5	1800	35
HFP-610/762/104-10APJ2G	E10	610	762	104	15,6	750	35
HFP-762/762/104-10APJ2G	E10	762	762	104	19,5	935	35
HFP-915/915/104-10APJ2G	E10	915	915	104	28,1	1350	35
HFP-915/1220/104-10APJ2G	E10	915	1220	104	37,5	1800	35

### ► E11

HFP-305/305/104-11APJ2G	E11	305	305	104	3,1	150	45
HFP-457/457/104-11APJ2G	E11	457	457	104	7,0	335	45

\*\*\*\* According to EN 1822

Part Number	Filter Class EN 1822	Dimensions			Media Area (m <sup>2</sup> )	Air Flow (m <sup>3</sup> /h)	Pressure Drop (Pa)
		Width (mm)	Length (mm)	Depth (mm)			
HFP-457/610/104-11APJ2G	E11	457	610	104	9,4	450	45
HFP-305/610/104-11APJ2G	E11	305	610	104	6,2	300	45
HFP-610/610/104-11APJ2G	E11	610	610	104	12,5	600	45
HFP-610/915/104-11APJ2G	E11	610	915	104	18,7	900	45
HFP-610/1220/104-11APJ2G	E11	610	1220	104	25,0	1200	45
HFP-610/1524/104-11APJ2G	E11	610	1524	104	31,2	1500	45
HFP-610/1830/104-11APJ2G	E11	610	1830	104	37,5	1800	45
HFP-610/762/104-11APJ2G	E11	610	762	104	15,6	750	45
HFP-762/762/104-11APJ2G	E11	762	762	104	19,5	935	45
HFP-915/915/104-11APJ2G	E11	915	915	104	28,1	1350	45
HFP-915/1220/104-11APJ2G	E11	915	1220	104	37,5	1800	45

**► E12**

HFP-305/305/104-12APJ2G	E12	305	305	104	3,1	150	75
HFP-457/457/104-12APJ2G	E12	457	457	104	7,0	335	75
HFP-457/610/104-12APJ2G	E12	457	610	104	9,4	450	75
HFP-305/610/104-12APJ2G	E12	305	610	104	6,2	300	75
HFP-610/610/104-12APJ2G	E12	610	610	104	12,5	600	75
HFP-610/915/104-12APJ2G	E12	610	915	104	18,7	900	75
HFP-610/1220/104-12APJ2G	E12	610	1220	104	25,0	1200	75
HFP-610/1524/104-12APJ2G	E12	610	1524	104	31,2	1500	75
HFP-610/1830/104-12APJ2G	E12	610	1830	104	37,5	1800	75
HFP-610/762/104-12APJ2G	E12	610	762	104	15,6	750	75
HFP-762/762/104-12APJ2G	E12	762	762	104	19,5	935	75
HFP-915/915/104-12APJ2G	E12	915	915	104	28,1	1350	75
HFP-915/1220/104-12APJ2G	E12	915	1220	104	37,5	1800	75

**► H13**

HFP-305/305/104-13APJ2G	H13	305	305	104	3,1	150	90
HFP-457/457/104-13APJ2G	H13	457	457	104	7,0	335	90
HFP-457/610/104-13APJ2G	H13	457	610	104	9,4	450	90
HFP-305/610/104-13APJ2G	H13	305	610	104	6,2	300	90
HFP-610/610/104-13APJ2G	H13	610	610	104	12,5	600	90
HFP-610/915/104-13APJ2G	H13	610	915	104	18,7	900	90
HFP-610/1220/104-13APJ2G	H13	610	1220	104	25,0	1200	90
HFP-610/1524/104-13APJ2G	H13	610	1524	104	31,2	1500	90
HFP-610/1830/104-13APJ2G	H13	610	1830	104	37,5	1800	90

\*\*\*\* According to EN 1822



Part Number	Filter Class EN 1822	Dimensions			Media Area (m <sup>2</sup> )	Air Flow (m <sup>3</sup> /h)	Pressure Drop (Pa)
		Width (mm)	Length (mm)	Depth (mm)			
HFP-610/762/104-13APJ2G	H13	610	762	104	15,6	750	90
HFP-762/762/104-13APJ2G	H13	762	762	104	19,5	935	90
HFP-915/915/104-13APJ2G	H13	915	915	104	28,1	1350	90
HFP-915/1220/104-13APJ2G	H13	915	1220	104	37,5	1800	90

**H14**

HFP-305/305/104-14APJ2G	H14	305	305	104	3,1	150	100
HFP-457/457/104-14APJ2G	H14	457	457	104	7,0	335	100
HFP-457/610/104-14APJ2G	H14	457	610	104	9,4	450	100
HFP-305/610/104-14APJ2G	H14	305	610	104	6,2	300	100
HFP-610/610/104-14APJ2G	H14	610	610	104	12,5	600	100
HFP-610/915/104-14APJ2G	H14	610	915	104	18,7	900	100
HFP-610/1220/104-14APJ2G	H14	610	1220	104	25,0	1200	100
HFP-610/1524/104-14APJ2G	H14	610	1524	104	31,2	1500	100
HFP-610/1830/104-14APJ2G	H14	610	1830	104	37,5	1800	100
HFP-610/762/104-14APJ2G	H14	610	762	104	15,6	750	100
HFP-762/762/104-14APJ2G	H14	762	762	104	19,5	935	100
HFP-915/915/104-14APJ2G	H14	915	915	104	28,1	1350	100
HFP-915/1220/104-14APJ2G	H14	915	1220	104	37,5	1800	100

**U15**

HFP-305/305/104-15APJ2G	U15	305	305	104	3,1	150	120
HFP-457/457/104-15APJ2G	U15	457	457	104	7,0	335	120
HFP-457/610/104-15APJ2G	U15	457	610	104	9,4	450	120
HFP-305/610/104-15APJ2G	U15	305	610	104	6,2	300	120
HFP-610/610/104-15APJ2G	U15	610	610	104	12,5	600	120
HFP-610/915/104-15APJ2G	U15	610	915	104	18,7	900	120
HFP-610/1220/104-15APJ2G	U15	610	1220	104	25,0	1200	120
HFP-610/1524/104-15APJ2G	U15	610	1524	104	31,2	1500	120
HFP-610/1830/104-15APJ2G	U15	610	1830	104	37,5	1800	120
HFP-610/762/104-15APJ2G	U15	610	762	104	15,6	750	120
HFP-762/762/104-15APJ2G	U15	762	762	104	19,5	935	120
HFP-915/915/104-15APJ2G	U15	915	915	104	28,1	1350	120
HFP-915/1220/104-15APJ2G	U15	915	1220	104	37,5	1800	120

\*\*\*\* According to EN 1822

<b>Media</b>	Microglass Fiber
<b>Frame</b>	Extruded Anodized Aluminium
<b>Final Pressure Drop</b>	600 Pa
<b>Operating Temperature</b>	80°C
<b>Filter Efficiency****</b>	E10-U15
<b>Gasket</b>	Half Round Endless Polyurethane
<b>Protection Grids</b>	Powder Coated Metal on Both Sides
<b>Separators</b>	Hotmelt

### Applications

- Air conditioning systems (Hospitals, Laboratories, Museums)
- Industrial processes (Pharmaceutical, Food, Microelectronics)

### Advantages

- HFP product line fully meets the requirements for VDI 6022



Part Number	Filter Class EN 1822	Dimensions			Media Area (m <sup>2</sup> )	Air Flow (m <sup>3</sup> /h)	Pressure Drop (Pa)
		Width (mm)	Length (mm)	Depth (mm)			

### ► E10

HFP-305/305/90-10APD2G	E10	305	305	90	3,1	150	35
HFP-457/457/90-10APD2G	E10	457	457	90	7,0	335	35
HFP-457/610/90-10APD2G	E10	457	610	90	9,4	450	35
HFP-305/610/90-10APD2G	E10	305	610	90	6,2	300	35
HFP-610/610/90-10APD2G	E10	610	610	90	12,5	600	35
HFP-610/915/90-10APD2G	E10	610	915	90	18,7	900	35
HFP-610/1220/90-10APD2G	E10	610	1220	90	25,0	1200	35
HFP-610/1524/90-10APD2G	E10	610	1524	90	31,2	1500	35
HFP-610/1830/90-10APD2G	E10	610	1830	90	37,5	1800	35
HFP-610/762/90-10APD2G	E10	610	762	90	15,6	750	35
HFP-762/762/90-10APD2G	E10	762	762	90	19,5	935	35
HFP-915/915/90-10APD2G	E10	915	915	90	28,1	1350	35
HFP-915/1220/90-10APD2G	E10	915	1220	90	37,5	1800	35

### ► E11

HFP-305/305/90-11APD2G	E11	305	305	90	3,1	150	45
HFP-457/457/90-11APD2G	E11	457	457	90	7,0	335	45

\*\*\*\* According to EN 1822

Part Number	Filter Class EN 1822	Dimensions			Media Area (m <sup>2</sup> )	Air Flow (m <sup>3</sup> /h)	Pressure Drop (Pa)
		Width (mm)	Length (mm)	Depth (mm)			
HFP-457/610/90-11APD2G	E11	457	610	90	9,4	450	45
HFP-305/610/90-11APD2G	E11	305	610	90	6,2	300	45
HFP-610/610/90-11APD2G	E11	610	610	90	12,5	600	45
HFP-610/915/90-11APD2G	E11	610	915	90	18,7	900	45
HFP-610/1220/90-11APD2G	E11	610	1220	90	25,0	1200	45
HFP-610/1524/90-11APD2G	E11	610	1524	90	31,2	1500	45
HFP-610/1830/90-11APD2G	E11	610	1830	90	37,5	1800	45
HFP-610/762/90-11APD2G	E11	610	762	90	15,6	750	45
HFP-762/762/90-11APD2G	E11	762	762	90	19,5	935	45
HFP-915/915/90-11APD2G	E11	915	915	90	28,1	1350	45
HFP-915/1220/90-11APD2G	E11	915	1220	90	37,5	1800	45

**► E12**

HFP-305/305/90-12APD2G	E12	305	305	90	3,1	150	75
HFP-457/457/90-12APD2G	E12	457	457	90	7,0	335	75
HFP-457/610/90-12APD2G	E12	457	610	90	9,4	450	75
HFP-305/610/90-12APD2G	E12	305	610	90	6,2	300	75
HFP-610/610/90-12APD2G	E12	610	610	90	12,5	600	75
HFP-610/915/90-12APD2G	E12	610	915	90	18,7	900	75
HFP-610/1220/90-12APD2G	E12	610	1220	90	25,0	1200	75
HFP-610/1524/90-12APD2G	E12	610	1524	90	31,2	1500	75
HFP-610/1830/90-12APD2G	E12	610	1830	90	37,5	1800	75
HFP-610/762/90-12APD2G	E12	610	762	90	15,6	750	75
HFP-762/762/90-12APD2G	E12	762	762	90	19,5	935	75
HFP-915/915/90-12APD2G	E12	915	915	90	28,1	1350	75
HFP-915/1220/90-12APD2G	E12	915	1220	90	37,5	1800	75

**► H13**

HFP-305/305/90-13APD2G	H13	305	305	90	3,1	150	90
HFP-457/457/90-13APD2G	H13	457	457	90	7,0	335	90
HFP-457/610/90-13APD2G	H13	457	610	90	9,4	450	90
HFP-305/610/90-13APD2G	H13	305	610	90	6,2	300	90
HFP-610/610/90-13APD2G	H13	610	610	90	12,5	600	90
HFP-610/915/90-13APD2G	H13	610	915	90	18,7	900	90
HFP-610/1220/90-13APD2G	H13	610	1220	90	25,0	1200	90
HFP-610/1524/90-13APD2G	H13	610	1524	90	31,2	1500	90
HFP-610/1830/90-13APD2G	H13	610	1830	90	37,5	1800	90

\*\*\*\* According to EN 1822

Part Number	Filter Class EN 1822	Dimensions			Media Area (m <sup>2</sup> )	Air Flow (m <sup>3</sup> /h)	Pressure Drop (Pa)
		Width (mm)	Length (mm)	Depth (mm)			
HFP-610/762/90-13APD2G	H13	610	762	90	15,6	750	90
HFP-762/762/90-13APD2G	H13	762	762	90	19,5	935	90
HFP-915/915/90-13APD2G	H13	915	915	90	28,1	1350	90
HFP-915/1220/90-13APD2G	H13	915	1220	90	37,5	1800	90

**H14**

HFP-305/305/90-14APD2G	H14	305	305	90	3,1	150	100
HFP-457/457/90-14APD2G	H14	457	457	90	7,0	335	100
HFP-457/610/90-14APD2G	H14	457	610	90	9,4	450	100
HFP-305/610/90-14APD2G	H14	305	610	90	6,2	300	100
HFP-610/610/90-14APD2G	H14	610	610	90	12,5	600	100
HFP-610/915/90-14APD2G	H14	610	915	90	18,7	900	100
HFP-610/1220/90-14APD2G	H14	610	1220	90	25,0	1200	100
HFP-610/1524/90-14APD2G	H14	610	1524	90	31,2	1500	100
HFP-610/1830/90-14APD2G	H14	610	1830	90	37,5	1800	100
HFP-610/762/90-14APD2G	H14	610	762	90	15,6	750	100
HFP-762/762/90-14APD2G	H14	762	762	90	19,5	935	100
HFP-915/915/90-14APD2G	H14	915	915	90	28,1	1350	100
HFP-915/1220/90-14APD2G	H14	915	1220	90	37,5	1800	100

**U15**

HFP-305/305/90-15APD2G	U15	305	305	90	3,1	150	120
HFP-457/457/90-15APD2G	U15	457	457	90	7,0	335	120
HFP-457/610/90-15APD2G	U15	457	610	90	9,4	450	120
HFP-305/610/90-15APD2G	U15	305	610	90	6,2	300	120
HFP-610/610/90-15APD2G	U15	610	610	90	12,5	600	120
HFP-610/915/90-15APD2G	U15	610	915	90	18,7	900	120
HFP-610/1220/90-15APD2G	U15	610	1220	90	25,0	1200	120
HFP-610/1524/90-15APD2G	U15	610	1524	90	31,2	1500	120
HFP-610/1830/90-15APD2G	U15	610	1830	90	37,5	1800	120
HFP-610/762/90-15APD2G	U15	610	762	90	15,6	750	120
HFP-762/762/90-15APD2G	U15	762	762	90	19,5	935	120
HFP-915/915/90-15APD2G	U15	915	915	90	28,1	1350	120
HFP-915/1220/90-15APD2G	U15	915	1220	90	37,5	1800	120

\*\*\*\* According to EN 1822


<b>Media</b>	Microglass Fiber
<b>Frame</b>	Extruded Anodized Aluminium
<b>Final Pressure Drop</b>	600 Pa
<b>Operating Temperature</b>	80°C
<b>Filter Efficiency****</b>	E10-H14
<b>Gasket</b>	Half Round Endless Polyurethane
<b>Protection Grids</b>	Powder Coated Metal on Both Sides
<b>Separators</b>	Hotmelt

### Applications

- Air conditioning systems (Hospitals, Laboratories, Museums)
- Industrial processes (Pharmaceutical, Food, Microelectronics)

### Advantages

- HFN product line fully meets the requirements for VDI 6022



150 mm Aluminium Profile View

Part Number	Filter Class EN 1822	Dimensions			Media Area (m <sup>2</sup> )	Air Flow (m <sup>3</sup> /h)	Pressure Drop (Pa)
		Width (mm)	Length (mm)	Depth (mm)			

### ▶ E10

HFN-305/305/150-10APD2G	E10	305	305	150	2,6	150	50
HFN-457/457/150-10APD2G	E10	457	457	150	5,8	335	50
HFN-457/610/150-10APD2G	E10	457	610	150	7,8	450	50
HFN-305/610/150-10APD2G	E10	305	610	150	5,2	300	50
HFN-610/610/150-10APD2G	E10	610	610	150	10,4	600	50
HFN-610/915/150-10APD2G	E10	610	915	150	15,6	900	50
HFN-610/1220/150-10APD2G	E10	610	1220	150	20,8	1200	50
HFN-610/1524/150-10APD2G	E10	610	1524	150	26,0	1500	50
HFN-610/1830/150-10APD2G	E10	610	1830	150	31,2	1800	50
HFN-610/762/150-10APD2G	E10	610	762	150	13,0	750	50
HFN-762/762/150-10APD2G	E10	762	762	150	16,2	935	50
HFN-915/915/150-10APD2G	E10	915	915	150	23,4	1350	50
HFN-915/1220/150-10APD2G	E10	915	1220	150	31,2	1800	50

### ▶ E11

HFN-305/305/150-11APD2G	E11	305	305	150	2,6	150	70
HFN-457/457/150-11APD2G	E11	457	457	150	5,8	335	70

\*\*\*\* According to EN 1822

Part Number	Filter Class EN 1822	Dimensions			Media Area (m <sup>2</sup> )	Air Flow (m <sup>3</sup> /h)	Pressure Drop (Pa)
		Width (mm)	Length (mm)	Depth (mm)			
HFN-457/610/150-11APD2G	E11	457	610	150	7,8	450	70
HFN-305/610/150-11APD2G	E11	305	610	150	5,2	300	70
HFN-610/610/150-11APD2G	E11	610	610	150	10,4	600	70
HFN-610/915/150-11APD2G	E11	610	915	150	15,6	900	70
HFN-610/1220/150-11APD2G	E11	610	1220	150	20,8	1200	70
HFN-610/1524/150-11APD2G	E11	610	1524	150	26,0	1500	70
HFN-610/1830/150-11APD2G	E11	610	1830	150	31,2	1800	70
HFN-610/762/150-11APD2G	E11	610	762	150	13,0	750	70
HFN-762/762/150-11APD2G	E11	762	762	150	16,2	935	70
HFN-915/915/150-11APD2G	E11	915	915	150	23,4	1350	70
HFN-915/1220/150-11APD2G	E11	915	1220	150	31,2	1800	70

**► E12**

HFN-305/305/150-12APD2G	E12	305	305	150	2,6	150	95
HFN-457/457/150-12APD2G	E12	457	457	150	5,8	335	95
HFN-457/610/150-12APD2G	E12	457	610	150	7,8	450	95
HFN-305/610/150-12APD2G	E12	305	610	150	5,2	300	95
HFN-610/610/150-12APD2G	E12	610	610	150	10,4	600	95
HFN-610/915/150-12APD2G	E12	610	915	150	15,6	900	95
HFN-610/1220/150-12APD2G	E12	610	1220	150	20,8	1200	95
HFN-610/1524/150-12APD2G	E12	610	1524	150	26,0	1500	95
HFN-610/1830/150-12APD2G	E12	610	1830	150	31,2	1800	95
HFN-610/762/150-12APD2G	E12	610	762	150	13,0	750	95
HFN-762/762/150-12APD2G	E12	762	762	150	16,2	935	95
HFN-915/915/150-12APD2G	E12	915	915	150	23,4	1350	95
HFN-915/1220/150-12APD2G	E12	915	1220	150	31,2	1800	95

**► H13**

HFN-305/305/150-13APD2G	H13	305	305	150	2,6	150	110
HFN-457/457/150-13APD2G	H13	457	457	150	5,8	335	110
HFN-457/610/150-13APD2G	H13	457	610	150	7,8	450	110
HFN-305/610/150-13APD2G	H13	305	610	150	5,2	300	110
HFN-610/610/150-13APD2G	H13	610	610	150	10,4	600	110
HFN-610/915/150-13APD2G	H13	610	915	150	15,6	900	110
HFN-610/1220/150-13APD2G	H13	610	1220	150	20,8	1200	110
HFN-610/1524/150-13APD2G	H13	610	1524	150	26,0	1500	110
HFN-610/1830/150-13APD2G	H13	610	1830	150	31,2	1800	110

\*\*\*\* According to EN 1822



Part Number	Filter Class EN 1822	Dimensions			Media Area (m <sup>2</sup> )	Air Flow (m <sup>3</sup> /h)	Pressure Drop (Pa)
		Width (mm)	Length (mm)	Depth (mm)			
HFN-610/762/150-13APD2G	H13	610	762	150	13,0	750	110
HFN-762/762/150-13APD2G	H13	762	762	150	16,2	935	110
HFN-915/915/150-13APD2G	H13	915	915	150	23,4	1350	110
HFN-915/1220/150-13APD2G	H13	915	1220	150	31,2	1800	110

**H14**

HFN-305/305/150-14APD2G	H14	305	305	150	2,6	150	120
HFN-457/457/150-14APD2G	H14	457	457	150	5,8	335	120
HFN-457/610/150-14APD2G	H14	457	610	150	7,8	450	120
HFN-305/610/150-14APD2G	H14	305	610	150	5,2	300	120
HFN-610/610/150-14APD2G	H14	610	610	150	10,4	600	120
HFN-610/915/150-14APD2G	H14	610	915	150	15,6	900	120
HFN-610/1220/150-14APD2G	H14	610	1220	150	20,8	1200	120
HFN-610/1524/150-14APD2G	H14	610	1524	150	26,0	1500	120
HFN-610/1830/150-14APD2G	H14	610	1830	150	31,2	1800	120
HFN-610/762/150-14APD2G	H14	610	762	150	13,0	750	120
HFN-762/762/150-14APD2G	H14	762	762	150	16,2	935	120
HFN-915/915/150-14APD2G	H14	915	915	150	23,4	1350	120
HFN-915/1220/150-14APD2G	H14	915	1220	150	31,2	1800	120

\*\*\*\* According to EN 1822

<b>Media</b>	Microglass Fiber
<b>Frame</b>	MDF
<b>Final Pressure Drop</b>	600 Pa
<b>Operating Temperature</b>	80°C
<b>Filter Efficiency****</b>	E10-H14
<b>Gasket</b>	Flat Neoprene or Half Round Endless Polyurethane
<b>Protection Grids</b>	Optional
<b>Separators</b>	Hotmelt

### Applications

- Air conditioning systems (Hospitals, Laboratories, Museums)
- Industrial processes (Pharmaceutical, Food, Microelectronics)

### Advantages

- HFN product line fully meets the requirements for VDI 6022



Part Number	Filter Class EN 1822	Dimensions			Media Area (m <sup>2</sup> )	Air Flow (m <sup>3</sup> /h)	Pressure Drop (Pa)
		Width (mm)	Length (mm)	Depth (mm)			

### ▶ E10

HFN-305/305/150-10PD	E10	305	305	150	2,6	700	250
HFN-457/457/150-10PD	E10	457	457	150	5,8	1570	250
HFN-457/610/150-10PD	E10	457	610	150	7,8	2100	250
HFN-305/610/150-10PD	E10	305	610	150	5,2	1400	250
HFN-610/610/150-10PD	E10	610	610	150	10,4	2800	250
HFN-610/915/150-10PD	E10	610	915	150	15,6	4200	250
HFN-610/1220/150-10PD	E10	610	1220	150	20,8	5600	250
HFN-610/1524/150-10PD	E10	610	1524	150	26,0	7000	250
HFN-610/1830/150-10PD	E10	610	1830	150	31,2	8400	250
HFN-610/762/150-10PD	E10	610	762	150	13,0	3500	250
HFN-762/762/150-10PD	E10	762	762	150	16,2	4370	250
HFN-915/915/150-10PD	E10	915	915	150	23,4	6300	250
HFN-915/1220/150-10PD	E10	915	1220	150	31,2	8400	250

### ▶ E11

HFN-305/305/150-11PD	E11	305	305	150	2,6	600	250
HFN-457/457/150-11PD	E11	457	457	150	5,8	1350	250

\*\*\*\* According to EN 1822

Part Number	Filter Class EN 1822	Dimensions			Media Area (m <sup>2</sup> )	Air Flow (m <sup>3</sup> /h)	Pressure Drop (Pa)
		Width (mm)	Length (mm)	Depth (mm)			
HFN-457/610/150-11PD	E11	457	610	150	7,8	1800	250
HFN-305/610/150-11PD	E11	305	610	150	5,2	1200	250
HFN-610/610/150-11PD	E11	610	610	150	10,4	2400	250
HFN-610/915/150-11PD	E11	610	915	150	15,6	3600	250
HFN-610/1220/150-11PD	E11	610	1220	150	20,8	4800	250
HFN-610/1524/150-11PD	E11	610	1524	150	26,0	6000	250
HFN-610/1830/150-11PD	E11	610	1830	150	31,2	7200	250
HFN-610/762/150-11PD	E11	610	762	150	13,0	3000	250
HFN-762/762/150-11PD	E11	762	762	150	16,2	3750	250
HFN-915/915/150-11PD	E11	915	915	150	23,4	5400	250
HFN-915/1220/150-11PD	E11	915	1220	150	31,2	7200	250

**► E12**

HFN-305/305/150-12PD	E12	305	305	150	2,6	375	250
HFN-457/457/150-12PD	E12	457	457	150	5,8	840	250
HFN-457/610/150-12PD	E12	457	610	150	7,8	1120	250
HFN-305/610/150-12PD	E12	305	610	150	5,2	750	250
HFN-610/610/150-12PD	E12	610	610	150	10,4	1500	250
HFN-610/915/150-12PD	E12	610	915	150	15,6	2250	250
HFN-610/1220/150-12PD	E12	610	1220	150	20,8	3000	250
HFN-610/1524/150-12PD	E12	610	1524	150	26,0	3750	250
HFN-610/1830/150-12PD	E12	610	1830	150	31,2	4500	250
HFN-610/762/150-12PD	E12	610	762	150	13,0	1870	250
HFN-762/762/150-12PD	E12	762	762	150	16,2	2340	250
HFN-915/915/150-12PD	E12	915	915	150	23,4	3375	250
HFN-915/1220/150-12PD	E12	915	1220	150	31,2	4500	250

**► H13**

HFN-305/305/150-13PD	H13	305	305	150	2,6	310	250
HFN-457/457/150-13PD	H13	457	457	150	5,8	700	250
HFN-457/610/150-13PD	H13	457	610	150	7,8	930	250
HFN-305/610/150-13PD	H13	305	610	150	5,2	625	250
HFN-610/610/150-13PD	H13	610	610	150	10,4	1250	250
HFN-610/915/150-13PD	H13	610	915	150	15,6	1850	250
HFN-610/1220/150-13PD	H13	610	1220	150	20,8	2500	250
HFN-610/1524/150-13PD	H13	610	1524	150	26,0	3100	250
HFN-610/1830/150-13PD	H13	610	1830	150	31,2	3750	250

\*\*\*\* According to EN 1822

Part Number	Filter Class EN 1822	Dimensions			Media Area (m <sup>2</sup> )	Air Flow (m <sup>3</sup> /h)	Pressure Drop (Pa)
		Width (mm)	Length (mm)	Depth (mm)			
HFN-610/762/150-13PD	H13	610	762	150	13,0	1550	250
HFN-762/762/150-13PD	H13	762	762	150	16,2	1950	250
HFN-915/915/150-13PD	H13	915	915	150	23,4	2800	250
HFN-915/1220/150-13PD	H13	915	1220	150	31,2	3750	250

**► H14**

HFN-305/305/150-14PD	H14	305	305	150	2,6	275	250
HFN-457/457/150-14PD	H14	457	457	150	5,8	610	250
HFN-457/610/150-14PD	H14	457	610	150	7,8	820	250
HFN-305/610/150-14PD	H14	305	610	150	5,2	550	250
HFN-610/610/150-14PD	H14	610	610	150	10,4	1100	250
HFN-610/915/150-14PD	H14	610	915	150	15,6	1650	250
HFN-610/1220/150-14PD	H14	610	1220	150	20,8	2200	250
HFN-610/1524/150-14PD	H14	610	1524	150	26,0	2750	250
HFN-610/1830/150-14PD	H14	610	1830	150	31,2	3300	250
HFN-610/762/150-14PD	H14	610	762	150	13,0	1370	250
HFN-762/762/150-14PD	H14	762	762	150	16,2	1700	250
HFN-915/915/150-14PD	H14	915	915	150	23,4	2470	250
HFN-915/1220/150-14PD	H14	915	1220	150	31,2	3300	250

\*\*\*\* According to EN 1822


<b>Media</b>	Microglass Fiber
<b>Frame</b>	Extruded Anodized Aluminium
<b>Final Pressure Drop</b>	600 Pa
<b>Operating Temperature</b>	80°C
<b>Filter Efficiency****</b>	E10-U15
<b>Gasket</b>	Half Round Endless Polyurethane
<b>Protection Grids</b>	Powder Coated Metal on Both Sides
<b>Separators</b>	Hotmelt

### Applications

- Air conditioning systems  
(Hospitals, Laboratories, Museums)
- Industrial processes  
(Pharmaceutical, Food, Microelectronics)

### Advantages

- HFP product line fully meets  
the requirements for VDI 6022



150 mm Aluminium Profile View

Part Number	Filter Class EN 1822	Dimensions			Media Area (m <sup>2</sup> )	Air Flow (m <sup>3</sup> /h)	Pressure Drop (Pa)
		Width (mm)	Length (mm)	Depth (mm)			
<b>► E10</b>							
HFP-305/305/150-10APD2G	E10	305	305	150	3,1	150	35
HFP-457/457/150-10APD2G	E10	457	457	150	7,0	335	35
HFP-457/610/150-10APD2G	E10	457	610	150	9,4	450	35
HFP-305/610/150-10APD2G	E10	305	610	150	6,2	300	35
HFP-610/610/150-10APD2G	E10	610	610	150	12,5	600	35
HFP-610/915/150-10APD2G	E10	610	915	150	18,7	900	35
HFP-610/1220/150-10APD2G	E10	610	1220	150	25,0	1200	35
HFP-610/1524/150-10APD2G	E10	610	1524	150	31,2	1500	35
HFP-610/1830/150-10APD2G	E10	610	1830	150	37,5	1800	35
HFP-610/762/150-10APD2G	E10	610	762	150	15,6	750	35
HFP-762/762/150-10APD2G	E10	762	762	150	19,5	935	35
HFP-915/915/150-10APD2G	E10	915	915	150	28,1	1350	35
HFP-915/1220/150-10APD2G	E10	915	1220	150	37,5	1800	35

### ► E11

HFP-305/305/150-11APD2G	E11	305	305	150	3,1	150	45
HFP-457/457/150-11APD2G	E11	457	457	150	7,0	335	45

\*\*\*\* According to EN 1822

Part Number	Filter Class EN 1822	Dimensions			Media Area (m <sup>2</sup> )	Air Flow (m <sup>3</sup> /h)	Pressure Drop (Pa)
		Width (mm)	Length (mm)	Depth (mm)			
HFP-457/610/150-11APD2G	E11	457	610	150	9,4	450	45
HFP-305/610/150-11APD2G	E11	305	610	150	6,2	300	45
HFP-610/610/150-11APD2G	E11	610	610	150	12,5	600	45
HFP-610/915/150-11APD2G	E11	610	915	150	18,7	900	45
HFP-610/1220/150-11APD2G	E11	610	1220	150	25,0	1200	45
HFP-610/1524/150-11APD2G	E11	610	1524	150	31,2	1500	45
HFP-610/1830/150-11APD2G	E11	610	1830	150	37,5	1800	45
HFP-610/762/150-11APD2G	E11	610	762	150	15,6	750	45
HFP-762/762/150-11APD2G	E11	762	762	150	19,5	935	45
HFP-915/915/150-11APD2G	E11	915	915	150	28,1	1350	45
HFP-915/1220/150-11APD2G	E11	915	1220	150	37,5	1800	45

**► E12**

HFP-305/305/150-12APD2G	E12	305	305	150	3,1	150	75
HFP-457/457/150-12APD2G	E12	457	457	150	7,0	335	75
HFP-457/610/150-12APD2G	E12	457	610	150	9,4	450	75
HFP-305/610/150-12APD2G	E12	305	610	150	6,2	300	75
HFP-610/610/150-12APD2G	E12	610	610	150	12,5	600	75
HFP-610/915/150-12APD2G	E12	610	915	150	18,7	900	75
HFP-610/1220/150-12APD2G	E12	610	1220	150	25,0	1200	75
HFP-610/1524/150-12APD2G	E12	610	1524	150	31,2	1500	75
HFP-610/1830/150-12APD2G	E12	610	1830	150	37,5	1800	75
HFP-610/762/150-12APD2G	E12	610	762	150	15,6	750	75
HFP-762/762/150-12APD2G	E12	762	762	150	19,5	935	75
HFP-915/915/150-12APD2G	E12	915	915	150	28,1	1350	75
HFP-915/1220/150-12APD2G	E12	915	1220	150	37,5	1800	75

**► H13**

HFP-305/305/150-13APD2G	H13	305	305	150	3,1	150	90
HFP-457/457/150-13APD2G	H13	457	457	150	7,0	335	90
HFP-457/610/150-13APD2G	H13	457	610	150	9,4	450	90
HFP-305/610/150-13APD2G	H13	305	610	150	6,2	300	90
HFP-610/610/150-13APD2G	H13	610	610	150	12,5	600	90
HFP-610/915/150-13APD2G	H13	610	915	150	18,7	900	90
HFP-610/1220/150-13APD2G	H13	610	1220	150	25,0	1200	90
HFP-610/1524/150-13APD2G	H13	610	1524	150	31,2	1500	90
HFP-610/1830/150-13APD2G	H13	610	1830	150	37,5	1800	90

\*\*\*\* According to EN 1822



Part Number	Filter Class EN 1822	Dimensions			Media Area (m <sup>2</sup> )	Air Flow (m <sup>3</sup> /h)	Pressure Drop (Pa)
		Width (mm)	Length (mm)	Depth (mm)			
HFP-610/762/150-13APD2G	H13	610	762	150	15,6	750	90
HFP-762/762/150-13APD2G	H13	762	762	150	19,5	935	90
HFP-915/915/150-13APD2G	H13	915	915	150	28,1	1350	90
HFP-915/1220/150-13APD2G	H13	915	1220	150	37,5	1800	90

**H14**

HFP-305/305/150-14APD2G	H14	305	305	150	3,1	150	100
HFP-457/457/150-14APD2G	H14	457	457	150	7,0	335	100
HFP-457/610/150-14APD2G	H14	457	610	150	9,4	450	100
HFP-305/610/150-14APD2G	H14	305	610	150	6,2	300	100
HFP-610/610/150-14APD2G	H14	610	610	150	12,5	600	100
HFP-610/915/150-14APD2G	H14	610	915	150	18,7	900	100
HFP-610/1220/150-14APD2G	H14	610	1220	150	25,0	1200	100
HFP-610/1524/150-14APD2G	H14	610	1524	150	31,2	1500	100
HFP-610/1830/150-14APD2G	H14	610	1830	150	37,5	1800	100
HFP-610/762/150-14APD2G	H14	610	762	150	15,6	750	100
HFP-762/762/150-14APD2G	H14	762	762	150	19,5	935	100
HFP-915/915/150-14APD2G	H14	915	915	150	28,1	1350	100
HFP-915/1220/150-14APD2G	H14	915	1220	150	37,5	1800	100

**U15**

HFP-305/305/150-15APD2G	U15	305	305	150	3,1	150	120
HFP-457/457/150-15APD2G	U15	457	457	150	7,0	335	120
HFP-457/610/150-15APD2G	U15	457	610	150	9,4	450	120
HFP-305/610/150-15APD2G	U15	305	610	150	6,2	300	120
HFP-610/610/150-15APD2G	U15	610	610	150	12,5	600	120
HFP-610/915/150-15APD2G	U15	610	915	150	18,7	900	120
HFP-610/1220/150-15APD2G	U15	610	1220	150	25,0	1200	120
HFP-610/1524/150-15APD2G	U15	610	1524	150	31,2	1500	120
HFP-610/1830/150-15APD2G	U15	610	1830	150	37,5	1800	120
HFP-610/762/150-15APD2G	U15	610	762	150	15,6	750	120
HFP-762/762/150-15APD2G	U15	762	762	150	19,5	935	120
HFP-915/915/150-15APD2G	U15	915	915	150	28,1	1350	120
HFP-915/1220/150-15APD2G	U15	915	1220	150	37,5	1800	120

\*\*\*\* According to EN 1822

<b>Media</b>	Microglass Fiber
<b>Frame</b>	MDF
<b>Final Pressure Drop</b>	600 Pa
<b>Operating Temperature</b>	80°C
<b>Filter Efficiency****</b>	E10-H14
<b>Gasket</b>	Flat Neoprene or Half Round Endless Polyurethane
<b>Protection Grids</b>	Optional
<b>Separators</b>	Hotmelt

### Applications

- Air conditioning systems  
(Hospitals, Laboratories, Museums)
- Industrial processes  
(Pharmaceutical, Food, Microelectronics)

### Advantages

- HFP product line fully meets  
the requirements for VDI 6022



Part Number	Filter Class EN 1822	Dimensions			Media Area (m <sup>2</sup> )	Air Flow (m <sup>3</sup> /h)	Pressure Drop (Pa)
		Width (mm)	Length (mm)	Depth (mm)			

### ► E10

HFP-305/305/150-10PD	E10	305	305	150	3,1	850	250
HFP-457/457/150-10PD	E10	457	457	150	7,0	1900	250
HFP-457/610/150-10PD	E10	457	610	150	9,4	2550	250
HFP-305/610/150-10PD	E10	305	610	150	6,2	1700	250
HFP-610/610/150-10PD	E10	610	610	150	12,5	3400	250
HFP-610/915/150-10PD	E10	610	915	150	18,7	5100	250
HFP-610/1220/150-10PD	E10	610	1220	150	25,0	6800	250
HFP-610/1524/150-10PD	E10	610	1524	150	31,2	8500	250
HFP-610/1830/150-10PD	E10	610	1830	150	37,5	10200	250
HFP-610/762/150-10PD	E10	610	762	150	15,6	4250	250
HFP-762/762/150-10PD	E10	762	762	150	19,5	5300	250
HFP-915/915/150-10PD	E10	915	915	150	28,1	7650	250
HFP-915/1220/150-10PD	E10	915	1220	150	37,5	10200	250

### ► E11

HFP-305/305/150-11PD	E11	305	305	150	3,1	750	250
HFP-457/457/150-11PD	E11	457	457	150	7,0	1680	250

\*\*\*\* According to EN 1822

Part Number	Filter Class EN 1822	Dimensions			Media Area (m <sup>2</sup> )	Air Flow (m <sup>3</sup> /h)	Pressure Drop (Pa)
		Width (mm)	Length (mm)	Depth (mm)			
HFP-457/610/150-11PD	E11	457	610	150	9,4	2250	250
HFP-305/610/150-11PD	E11	305	610	150	6,2	1500	250
HFP-610/610/150-11PD	E11	610	610	150	12,5	3000	250
HFP-610/915/150-11PD	E11	610	915	150	18,7	4500	250
HFP-610/1220/150-11PD	E11	610	1220	150	25,0	6000	250
HFP-610/1524/150-11PD	E11	610	1524	150	31,2	7500	250
HFP-610/1830/150-11PD	E11	610	1830	150	37,5	9000	250
HFP-610/762/150-11PD	E11	610	762	150	15,6	3750	250
HFP-762/762/150-11PD	E11	762	762	150	19,5	4680	250
HFP-915/915/150-11PD	E11	915	915	150	28,1	6750	250
HFP-915/1220/150-11PD	E11	915	1220	150	37,5	9000	250

**► E12**

HFP-305/305/150-12PD	E12	305	305	150	3,1	490	250
HFP-457/457/150-12PD	E12	457	457	150	7,0	1100	250
HFP-457/610/150-12PD	E12	457	610	150	9,4	1450	250
HFP-305/610/150-12PD	E12	305	610	150	6,2	975	250
HFP-610/610/150-12PD	E12	610	610	150	12,5	1950	250
HFP-610/915/150-12PD	E12	610	915	150	18,7	2920	250
HFP-610/1220/150-12PD	E12	610	1220	150	25,0	3900	250
HFP-610/1524/150-12PD	E12	610	1524	150	31,2	4870	250
HFP-610/1830/150-12PD	E12	610	1830	150	37,5	5850	250
HFP-610/762/150-12PD	E12	610	762	150	15,6	2430	250
HFP-762/762/150-12PD	E12	762	762	150	19,5	3050	250
HFP-915/915/150-12PD	E12	915	915	150	28,1	4390	250
HFP-915/1220/150-12PD	E12	915	1220	150	37,5	5850	250

**► H13**

HFP-305/305/150-13PD	H13	305	305	150	3,1	375	250
HFP-457/457/150-13PD	H13	457	457	150	7,0	840	250
HFP-457/610/150-13PD	H13	457	610	150	9,4	1120	250
HFP-305/610/150-13PD	H13	305	610	150	6,2	750	250
HFP-610/610/150-13PD	H13	610	610	150	12,5	1500	250
HFP-610/915/150-13PD	H13	610	915	150	18,7	2250	250
HFP-610/1220/150-13PD	H13	610	1220	150	25,0	3000	250
HFP-610/1524/150-13PD	H13	610	1524	150	31,2	3750	250
HFP-610/1830/150-13PD	H13	610	1830	150	37,5	4500	250

\*\*\*\* According to EN 1822

Part Number	Filter Class EN 1822	Dimensions			Media Area (m <sup>2</sup> )	Air Flow (m <sup>3</sup> /h)	Pressure Drop (Pa)
		Width (mm)	Length (mm)	Depth (mm)			
HFP-610/762/150-13PD	H13	610	762	150	15,6	1870	250
HFP-762/762/150-13PD	H13	762	762	150	19,5	2350	250
HFP-915/915/150-13PD	H13	915	915	150	28,1	3370	250
HFP-915/1220/150-13PD	H13	915	1220	150	37,5	4500	250

**H14**

HFP-305/305/150-14PD	H14	305	305	150	3,1	325	250
HFP-457/457/150-14PD	H14	457	457	150	7,0	730	250
HFP-457/610/150-14PD	H14	457	610	150	9,4	975	250
HFP-305/610/150-14PD	H14	305	610	150	6,2	650	250
HFP-610/610/150-14PD	H14	610	610	150	12,5	1300	250
HFP-610/915/150-14PD	H14	610	915	150	18,7	1950	250
HFP-610/1220/150-14PD	H14	610	1220	150	25,0	2600	250
HFP-610/1524/150-14PD	H14	610	1524	150	31,2	3250	250
HFP-610/1830/150-14PD	H14	610	1830	150	37,5	3900	250
HFP-610/762/150-14PD	H14	610	762	150	15,6	1620	250
HFP-762/762/150-14PD	H14	762	762	150	19,5	2030	250
HFP-915/915/150-14PD	H14	915	915	150	28,1	2925	250
HFP-915/1220/150-14PD	H14	915	1220	150	37,5	3900	250

\*\*\*\* According to EN 1822

# ▶ HFS SERIES ALUMINIUM PROFILE 110 mm

EPA, HEPA & ULPA FILTERS ◀


<b>Media</b>	Microglass Fiber
<b>Frame</b>	Extruded Anodized Aluminium
<b>Final Pressure Drop</b>	600 Pa
<b>Operating Temperature</b>	80°C
<b>Filter Efficiency****</b>	E10-U15
<b>Gasket</b>	Half Round Endless Polyurethane
<b>Protection Grids</b>	Powder Coated Metal on Both Sides
<b>Separators</b>	Hotmelt

### Applications

- Air conditioning systems (Hospitals, Laboratories, Museums)
- Industrial processes (Pharmaceutical, Food, Microelectronics)

### Advantages

- HFS product line fully meets the requirements for VDI 6022



Part Number	Filter Class EN 1822	Dimensions			Media Area (m <sup>2</sup> )	Air Flow (m <sup>3</sup> /h)	Pressure Drop (Pa)
		Width (mm)	Length (mm)	Depth (mm)			

### ▶ E10

HFS-305/305/110-10APD2G	E10	305	305	110	4,5	150	30
HFS-457/457/110-10APD2G	E10	457	457	110	10,1	335	30
HFS-457/610/110-10APD2G	E10	457	610	110	13,5	450	30
HFS-305/610/110-10APD2G	E10	305	610	110	9,0	300	30
HFS-610/610/110-10APD2G	E10	610	610	110	18,0	600	30
HFS-610/915/110-10APD2G	E10	610	915	110	27,0	900	30
HFS-610/1220/110-10APD2G	E10	610	1220	110	36,0	1200	30
HFS-610/1524/110-10APD2G	E10	610	1524	110	44,9	1500	30
HFS-610/1830/110-10APD2G	E10	610	1830	110	54,0	1800	30
HFS-610/762/110-10APD2G	E10	610	762	110	22,5	750	30
HFS-762/762/110-10APD2G	E10	762	762	110	28,1	935	30
HFS-915/915/110-10APD2G	E10	915	915	110	40,5	1350	30
HFS-915/1220/110-10APD2G	E10	915	1220	110	54,0	1800	30

### ▶ E11

HFS-305/305/110-11APD2G	E11	305	305	110	4,5	150	35
HFS-457/457/110-11APD2G	E11	457	457	110	10,1	335	35

\*\*\*\* According to EN 1822

Part Number	Filter Class EN 1822	Dimensions			Media Area (m <sup>2</sup> )	Air Flow (m <sup>3</sup> /h)	Pressure Drop (Pa)
		Width (mm)	Length (mm)	Depth (mm)			
HFS-305/305/110-11APD2G	E11	305	305	110	4,5	150	35
HFS-457/457/110-11APD2G	E11	457	457	110	10,1	335	35
HFS-610/610/110-11APD2G	E11	610	610	104	12,5	600	45
HFS-610/915/110-11APD2G	E11	610	915	104	18,7	900	45
HFS-610/1220/110-11APD2G	E11	610	1220	104	25,0	1200	45
HFS-610/1524/110-11APD2G	E11	610	1524	104	31,2	1500	45
HFS-610/1830/110-11APD2G	E11	610	1830	104	37,5	1800	45
HFS-610/762/110-11APD2G	E11	610	762	104	15,6	750	45
HFS-762/762/110-11APD2G	E11	762	762	104	19,5	935	45
HFS-915/915/110-11APD2G	E11	915	915	104	28,1	1350	45
HFS-915/1220/110-11APD2G	E11	915	1220	104	37,5	1800	45

**► E12**

HFS-305/305/110-12APD2G	E12	305	305	110	4,5	150	60
HFS-457/457/110-12APD2G	E12	457	457	110	10,1	335	60
HFS-457/610/110-12APD2G	E12	457	610	110	13,5	450	60
HFS-305/610/110-12APD2G	E12	305	610	110	9,0	300	60
HFS-610/610/110-12APD2G	E12	610	610	110	18,0	600	60
HFS-610/915/110-12APD2G	E12	610	915	110	27,0	900	60
HFS-610/1220/110-12APD2G	E12	610	1220	110	36,0	1200	60
HFS-610/1524/110-12APD2G	E12	610	1524	110	44,9	1500	60
HFS-610/1830/110-12APD2G	E12	610	1830	110	54,0	1800	60
HFS-610/762/110-12APD2G	E12	610	762	110	22,5	750	60
HFS-762/762/110-12APD2G	E12	762	762	110	28,1	935	60
HFS-915/915/110-12APD2G	E12	915	915	110	40,5	1350	60
HFS-915/1220/110-12APD2G	E12	915	1220	110	54,0	1800	60

**► H13**

HFS-305/305/110-13APD2G	H13	305	305	110	4,5	150	75
HFS-457/457/110-13APD2G	H13	457	457	110	10,1	335	75
HFS-457/610/110-13APD2G	H13	457	610	110	13,5	450	75
HFS-305/610/110-13APD2G	H13	305	610	110	9,0	300	75
HFS-610/610/110-13APD2G	H13	610	610	110	18,0	600	75
HFS-610/915/110-13APD2G	H13	610	915	110	27,0	900	75
HFS-610/1220/110-13APD2G	H13	610	1220	110	36,0	1200	75
HFS-610/1524/110-13APD2G	H13	610	1524	110	44,9	1500	75
HFS-610/1830/110-13APD2G	H13	610	1830	110	54,0	1800	75

\*\*\*\* According to EN 1822



Part Number	Filter Class EN 1822	Dimensions			Media Area (m <sup>2</sup> )	Air Flow (m <sup>3</sup> /h)	Pressure Drop (Pa)
		Width (mm)	Length (mm)	Depth (mm)			
HFS-610/762/110-13APD2G	H13	610	762	110	22,5	750	75
HFS-762/762/110-13APD2G	H13	762	762	110	28,1	935	75
HFS-915/915/110-13APD2G	H13	915	915	110	40,5	1350	75
HFS-915/1220/110-13APD2G	H13	915	1220	110	54,0	1800	75

**H14**

HFS-305/305/110-14APD2G	H14	305	305	110	4,5	150	85
HFS-457/457/110-14APD2G	H14	457	457	110	10,1	335	85
HFS-457/610/110-14APD2G	H14	457	610	110	13,5	450	85
HFS-305/610/110-14APD2G	H14	305	610	110	9,0	300	85
HFS-610/610/110-14APD2G	H14	610	610	110	18,0	600	85
HFS-610/915/110-14APD2G	H14	610	915	110	27,0	900	85
HFS-610/1220/110-14APD2G	H14	610	1220	110	36,0	1200	85
HFS-610/1524/110-14APD2G	H14	610	1524	110	44,9	1500	85
HFS-610/1830/110-14APD2G	H14	610	1830	110	54,0	1800	85
HFS-610/762/110-14APD2G	H14	610	762	110	22,5	750	85
HFS-762/762/110-14APD2G	H14	762	762	110	28,1	935	85
HFS-915/915/110-14APD2G	H14	915	915	110	40,5	1350	85
HFS-915/1220/110-14APD2G	H14	915	1220	110	54,0	1800	85

**U15**

HFS-305/305/110-15APD2G	U15	305	305	110	4,5	150	100
HFS-457/457/110-15APD2G	U15	457	457	110	10,1	335	100
HFS-457/610/110-15APD2G	U15	457	610	110	13,5	450	100
HFS-305/610/110-15APD2G	U15	305	610	110	9,0	300	100
HFS-610/610/110-15APD2G	U15	610	610	110	18,0	600	100
HFS-610/915/110-15APD2G	U15	610	915	110	27,0	900	100
HFS-610/1220/110-15APD2G	U15	610	1220	110	36,0	1200	100
HFS-610/1524/110-15APD2G	U15	610	1524	110	44,9	1500	100
HFS-610/1830/110-15APD2G	U15	610	1830	110	54,0	1800	100
HFS-610/762/110-15APD2G	U15	610	762	110	22,5	750	100
HFS-762/762/110-15APD2G	U15	762	762	110	28,1	935	100
HFS-915/915/110-15APD2G	U15	915	915	110	40,5	1350	100
HFS-915/1220/110-15APD2G	U15	915	1220	110	54,0	1800	100

\*\*\*\* According to EN 1822

# HFS SERIES ALUMINIUM PROFILE 150 mm

EPA, HEPA & ULPA FILTERS

<b>Media</b>	Microglass Fiber
<b>Frame</b>	Extruded Anodized Aluminium
<b>Final Pressure Drop</b>	600 Pa
<b>Operating Temperature</b>	80°C
<b>Filter Efficiency****</b>	E10-U15
<b>Gasket</b>	Half Round Endless Polyurethane
<b>Protection Grids</b>	Powder Coated Metal on Both Sides
<b>Separators</b>	Hotmelt



### Applications

- Air conditioning systems (Hospitals, Laboratories, Museums)
- Industrial processes (Pharmaceutical, Food, Microelectronics)

### Advantages

- HFS product line fully meets the requirements for VDI 6022

Part Number	Filter Class EN 1822	Dimensions			Media Area (m <sup>2</sup> )	Air Flow (m <sup>3</sup> /h)	Pressure Drop (Pa)
		Width (mm)	Length (mm)	Depth (mm)			

### ► E10

HFS-305/305/150-10APD2G	E10	305	305	150	4,5	150	30
HFS-457/457/150-10APD2G	E10	457	457	150	10,1	335	30
HFS-457/610/150-10APD2G	E10	457	610	150	13,5	450	30
HFS-305/610/150-10APD2G	E10	305	610	150	9,0	300	30
HFS-610/610/15010APD2G	E10	610	610	150	18,0	600	30
HFS-610/915/150-10APD2G	E10	610	915	150	27,0	900	30
HFS-610/1220/150-10APD2G	E10	610	1220	150	36,0	1200	30
HFS-610/1524/150-10APD2G	E10	610	1524	150	44,9	1500	30
HFS-610/1830/150-10APD2G	E10	610	1830	150	54,0	1800	30
HFS-610/762/150-10APD2G	E10	610	762	150	22,5	750	30
HFS-762/762/150-10APD2G	E10	762	762	150	28,1	935	30
HFS-915/915/150-10APD2G	E10	915	915	150	40,5	1350	30
HFS-915/1220/150-10APD2G	E10	915	1220	150	54,0	1800	30

### ► E11

HFS-305/305/150-11APD2G	E11	305	305	150	4,5	150	35
HFS-457/457/150-11APD2G	E11	457	457	150	10,1	335	35

\*\*\*\* According to EN 1822

Part Number	Filter Class EN 1822	Dimensions			Media Area (m <sup>2</sup> )	Air Flow (m <sup>3</sup> /h)	Pressure Drop (Pa)
		Width (mm)	Length (mm)	Depth (mm)			
HFS-457/610/150-11APD2G	E11	457	610	150	13,5	450	35
HFS-305/610/150-11APD2G	E11	305	610	150	9,0	300	35
HFS-610/610/150-11APD2G	E11	610	610	150	18,0	600	35
HFS-610/915/150-11APD2G	E11	610	915	150	27,0	900	35
HFS-610/1220/150-11APD2G	E11	610	1220	150	36,0	1200	35
HFS-610/1524/150-11APD2G	E11	610	1524	150	44,9	1500	35
HFS-610/1830/150-11APD2G	E11	610	1830	150	54,0	1800	35
HFS-610/762/150-11APD2G	E11	610	762	150	22,5	750	35
HFS-762/762/150-11APD2G	E11	762	762	150	28,1	935	35
HFS-915/915/150-11APD2G	E11	915	915	150	40,5	1350	35
HFS-915/1220/150-11APD2G	E11	915	1220	150	54,0	1800	35

**► E12**

HFS-305/305/150-12APD2G	E12	305	305	150	4,5	150	60
HFS-457/457/150-12APD2G	E12	457	457	150	10,1	335	60
HFS-457/610/150-12APD2G	E12	457	610	150	13,5	450	60
HFS-305/610/150-12APD2G	E12	305	610	150	9,0	300	60
HFS-610/610/150-12APD2G	E12	610	610	150	18,0	600	60
HFS-610/915/150-12APD2G	E12	610	915	150	27,0	900	60
HFS-610/1220/150-12APD2G	E12	610	1220	150	36,0	1200	60
HFS-610/1524/150-12APD2G	E12	610	1524	150	44,9	1500	60
HFS-610/1830/150-12APD2G	E12	610	1830	150	54,0	1800	60
HFS-610/762/150-12APD2G	E12	610	762	150	22,5	750	60
HFS-762/762/150-12APD2G	E12	762	762	150	28,1	935	60
HFS-915/915/150-12APD2G	E12	915	915	150	40,5	1350	60
HFS-915/1220/150-12APD2G	E12	915	1220	150	54,0	1800	60

**► H13**

HFS-305/305/150-13APD2G	H13	305	305	150	4,5	150	75
HFS-457/457/150-13APD2G	H13	457	457	150	10,1	335	75
HFS-457/610/150-13APD2G	H13	457	610	150	13,5	450	75
HFS-305/610/150-13APD2G	H13	305	610	150	9,0	300	75
HFS-610/610/150-13APD2G	H13	610	610	150	18,0	600	75
HFS-610/915/150-13APD2G	H13	610	915	150	27,0	900	75
HFS-610/1220/150-13APD2G	H13	610	1220	150	36,0	1200	75
HFS-610/1524/150-13APD2G	H13	610	1524	150	44,9	1500	75
HFS-610/1830/150-13APD2G	H13	610	1830	150	54,0	1800	75

\*\*\*\* According to EN 1822

Part Number	Filter Class EN 1822	Dimensions			Media Area (m <sup>2</sup> )	Air Flow (m <sup>3</sup> /h)	Pressure Drop (Pa)
		Width (mm)	Length (mm)	Depth (mm)			
HFS-610/762/150-13APD2G	H13	610	762	150	22,5	750	75
HFS-762/762/150-13APD2G	H13	762	762	150	28,1	935	75
HFS-915/915/150-13APD2G	H13	915	915	150	40,5	1350	75
HFS-915/1220/150-13APD2G	H13	915	1220	150	54,0	1800	75

**H14**

HFS-305/305/150-14APD2G	H14	305	305	150	4,5	150	85
HFS-457/457/150-14APD2G	H14	457	457	150	10,1	335	85
HFS-457/610/150-14APD2G	H14	457	610	150	13,5	450	85
HFS-305/610/150-14APD2G	H14	305	610	150	9,0	300	85
HFS-610/610/150-14APD2G	H14	610	610	150	18,0	600	85
HFS-610/915/150-14APD2G	H14	610	915	150	27,0	900	85
HFS-610/1220/150-14APD2G	H14	610	1220	150	36,0	1200	85
HFS-610/1524/150-14APD2G	H14	610	1524	150	44,9	1500	85
HFS-610/1830/150-14APD2G	H14	610	1830	150	54,0	1800	85
HFS-610/762/150-14APD2G	H14	610	762	150	22,5	750	85
HFS-762/762/150-14APD2G	H14	762	762	150	28,1	935	85
HFS-915/915/150-14APD2G	H14	915	915	150	40,5	1350	85
HFS-915/1220/150-14APD2G	H14	915	1220	150	54,0	1800	85

**U15**

HFS-305/305/150-15APD2G	U15	305	305	150	4,5	150	100
HFS-457/457/150-15APD2G	U15	457	457	150	10,1	335	100
HFS-457/610/150-15APD2G	U15	457	610	150	13,5	450	100
HFS-305/610/150-15APD2G	U15	305	610	150	9,0	300	100
HFS-610/610/150-15APD2G	U15	610	610	150	18,0	600	100
HFS-610/915/150-15APD2G	U15	610	915	150	27,0	900	100
HFS-610/1220/150-15APD2G	U15	610	1220	150	36,0	1200	100
HFS-610/1524/150-15APD2G	U15	610	1524	150	44,9	1500	100
HFS-610/1830/150-15APD2G	U15	610	1830	150	54,0	1800	100
HFS-610/762/150-15APD2G	U15	610	762	150	22,5	750	100
HFS-762/762/150-15APD2G	U15	762	762	150	28,1	935	100
HFS-915/915/150-15APD2G	U15	915	915	150	40,5	1350	100
HFS-915/1220/150-15APD2G	U15	915	1220	150	54,0	1800	100

\*\*\*\* According to EN 1822

<b>Media</b>	Microglass Fiber
<b>Frame</b>	MDF
<b>Final Pressure Drop</b>	600 Pa
<b>Operating Temperature</b>	80°C
<b>Filter Efficiency****</b>	E10-H14
<b>Gasket</b>	Flat Neoprene or Half Round Endless Polyurethane
<b>Protection Grids</b>	Optional
<b>Separators</b>	Hotmelt



### Applications

- Air conditioning systems (Hospitals, Laboratories, Museums)
- Industrial processes (Pharmaceutical, Food, Microelectronics)

### Advantages

- HFS product line fully meets the requirements for VDI 6022

Part Number	Filter Class EN 1822	Dimensions			Media Area (m <sup>2</sup> )	Air Flow (m <sup>3</sup> /h)	Pressure Drop (Pa)
		Width (mm)	Length (mm)	Depth (mm)			

### ▶ E10

HFS-305/305/150-10PD	E10	305	305	150	4,5	900	250
HFS-457/457/150-10PD	E10	457	457	150	10,1	2000	250
HFS-457/610/150-10PD	E10	457	610	150	13,5	2700	250
HFS-305/610/150-10PD	E10	305	610	150	9,0	1800	250
HFS-610/610/150-10PD	E10	610	610	150	18,0	3600	250
HFS-610/915/150-10PD	E10	610	915	150	27,0	5400	250
HFS-610/1220/150-10PD	E10	610	1220	150	36,0	7200	250
HFS-610/1524/150-10PD	E10	610	1524	150	44,9	9000	250
HFS-610/1830/150-10PD	E10	610	1830	150	54,0	10800	250
HFS-610/762/150-10PD	E10	610	762	150	22,5	4500	250
HFS-762/762/150-10PD	E10	762	762	150	28,1	5600	250
HFS-915/915/150-10PD	E10	915	915	150	40,5	8100	250
HFS-915/1220/150-10PD	E10	915	1220	150	54,0	10800	250

### ▶ E11

HFS-305/305/150-11PD	E11	305	305	150	4,5	775	250
HFS-457/457/150-11PD	E11	457	457	150	10,1	1750	250

\*\*\*\* According to EN 1822

Part Number	Filter Class EN 1822	Dimensions			Media Area (m <sup>2</sup> )	Air Flow (m <sup>3</sup> /h)	Pressure Drop (Pa)
		Width (mm)	Length (mm)	Depth (mm)			
HFS-457/610/150-11PD	E11	457	610	150	13,5	2320	250
HFS-305/610/150-11PD	E11	305	610	150	9,0	1550	250
HFS-610/610/150-11PD	E11	610	610	150	18,0	3100	250
HFS-610/915/150-11PD	E11	610	915	150	27,0	4650	250
HFS-610/1220/150-11PD	E11	610	1220	150	36,0	6200	250
HFS-610/1524/150-11PD	E11	610	1524	150	44,9	7750	250
HFS-610/1830/150-11PD	E11	610	1830	150	54,0	9300	250
HFS-610/762/150-11PD	E11	610	762	150	22,5	3870	250
HFS-762/762/150-11PD	E11	762	762	150	28,1	4850	250
HFS-915/915/150-11PD	E11	915	915	150	40,5	6975	250
HFS-915/1220/150-11PD	E11	915	1220	150	54,0	9300	250

**► E12**

HFS-305/305/150-12PD	E12	305	305	150	4,5	560	250
HFS-457/457/150-12PD	E12	457	457	150	10,1	1260	250
HFS-457/610/150-12PD	E12	457	610	150	13,5	1680	250
HFS-305/610/150-12PD	E12	305	610	150	9,0	1120	250
HFS-610/610/150-12PD	E12	610	610	150	18,0	2250	250
HFS-610/915/150-12PD	E12	610	915	150	27,0	3380	250
HFS-915/1220/150-12PD	E12	915	1220	150	36,0	4500	250
HFS-610/1524/150-12PD	E12	610	1524	150	44,9	5620	250
HFS-610/1830/150-12PD	E12	610	1830	150	54,0	6750	250
HFS-610/762/150-12PD	E12	610	762	150	22,5	2800	250
HFS-762/762/150-12PD	E12	762	762	150	28,1	3500	250
HFS-915/915/150-12PD	E12	915	915	150	40,5	5060	250
HFS-915/1220/150-12PD	E12	915	1220	150	54,0	6750	250

**► H13**

HFS-305/305/150-13PD	H13	305	305	150	4,5	475	250
HFS-457/457/150-13PD	H13	457	457	150	10,1	1065	250
HFS-457/610/150-13PD	H13	457	610	150	13,5	1420	250
HFS-305/610/150-13PD	H13	305	610	150	9,0	950	250
HFS-610/610/150-13PD	H13	610	610	150	18,0	1900	250
HFS-610/915/150-13PD	H13	610	915	150	27,0	2850	250
HFS-610/1220/150-13PD	H13	610	1220	150	36,0	3800	250
HFS-610/1524/150-13PD	H13	610	1524	150	44,9	4750	250
HFS-610/1830/150-13PD	H13	610	1830	150	54,0	5700	250

\*\*\*\* According to EN 1822



Part Number	Filter Class EN 1822	Dimensions			Media Area (m <sup>2</sup> )	Air Flow (m <sup>3</sup> /h)	Pressure Drop (Pa)
		Width (mm)	Length (mm)	Depth (mm)			
HFS-610/762/150-13PD	H13	610	762	150	22,5	2370	250
HFS-762/762/150-13PD	H13	762	762	150	28,1	2960	250
HFS-915/915/150-13PD	H13	915	915	150	40,5	4275	250
HFS-915/1220/150-13PD	H13	915	1220	150	54,0	5700	250

**H14**

HFS-305/305/150-14PD	H14	305	305	150	4,5	400	250
HFS-457/457/150-14PD	H14	457	457	150	10,1	900	250
HFS-457/610/150-14PD	H14	457	610	150	13,5	1200	250
HFS-305/610/150-14PD	H14	305	610	150	9,0	800	250
HFS-610/610/150-14PD	H14	610	610	150	18,0	1600	250
HFS-610/915/150-14PD	H14	610	915	150	27,0	2400	250
HFS-610/1220/150-14PD	H14	610	1220	150	36,0	3200	250
HFS-610/1524/150-14PD	H14	610	1524	150	44,9	4000	250
HFS-610/1830/150-14PD	H14	610	1830	150	54,0	4800	250
HFS-610/762/150-14PD	H14	610	762	150	22,5	2000	250
HFS-762/762/150-14PD	H14	762	762	150	28,1	2500	250
HFS-915/915/150-14PD	H14	915	915	150	40,5	3600	250
HFS-915/1220/150-14PD	H14	915	1220	150	54,0	4800	250

\*\*\*\* According to EN 1822

# ▶ HFH SERIES MDF FRAME 292 mm

EPA, HEPA & ULPA FILTERS ◀

<b>Media</b>	Microglass Fiber
<b>Frame</b>	MDF
<b>Final Pressure Drop</b>	600 Pa
<b>Operating Temperature</b>	80°C
<b>Filter Efficiency****</b>	E10-H14
<b>Gasket</b>	Flat Neoprene or Half Round Endless Polyurethane
<b>Protection Grids</b>	Optional
<b>Separators</b>	Hotmelt



### Applications

- Air conditioning systems (Hospitals, Laboratories, Museums)
- Industrial processes (Pharmaceutical, Food, Microelectronics)

### Advantages

- HFH product line fully meets the requirements for VDI 6022

Part Number	Filter Class EN 1822	Dimensions			Media Area (m <sup>2</sup> )	Air Flow (m <sup>3</sup> /h)	Pressure Drop (Pa)
		Width (mm)	Length (mm)	Depth (mm)			

#### ▶ E10

HFH-305/305/292-10PD	E10	305	305	292	5,6	1050	250
HFH-457/457/292-10PD	E10	457	457	292	12,6	2360	250
HFH-305/610/292-10PD	E10	305	610	292	11,2	2100	250
HFH-457/610/292-10PD	E10	457	610	292	16,8	3150	250
HFH-610/610/292-10PD	E10	610	610	292	22,4	4200	250

#### ▶ E11

HFH-305/305/292-11PD	E11	305	305	292	5,6	800	250
HFH-457/457/292-11PD	E11	457	457	292	12,6	1800	250
HFH-305/610/292-11PD	E11	305	610	292	11,2	1600	250
HFH-457/610/292-11PD	E11	457	610	292	16,8	2400	250
HFH-610/610/292-11PD	E11	610	610	292	22,4	3200	250

#### ▶ E12

HFH-305/305/292-12PD	E12	305	305	292	5,6	650	250
HFH-457/457/292-12PD	E12	457	457	292	12,6	1500	250
HFH-305/610/292-12PD	E12	305	610	292	11,2	1300	250
HFH-457/610/292-12PD	E12	457	610	292	16,8	1950	250
HFH-610/610/292-12PD	E12	610	610	292	22,4	2600	250

\*\*\*\* According to EN 1822

Part Number	Filter Class EN 1822	Dimensions			Media Area (m <sup>2</sup> )	Air Flow (m <sup>3</sup> /h)	Pressure Drop (Pa)
		Width (mm)	Length (mm)	Depth (mm)			

**► H13**

HFH-305/305/292-13PD	H13	305	305	292	5,6	600	250
HFH-457/457/292-13PD	H13	457	457	292	12,6	1350	250
HFH-305/610/292-13PD	H13	305	610	292	11,2	1200	250
HFH-457/610/292-13PD	H13	457	610	292	16,8	1800	250
HFH-610/610/292-13PD	H13	610	610	292	22,4	2400	250

**► H14**

HFH-305/305/292-14PD	H14	305	305	292	5,6	550	250
HFH-457/457/292-14PD	H14	457	457	292	12,6	1210	250
HFH-305/610/292-14PD	H14	305	610	292	11,2	1075	250
HFH-457/610/292-14PD	H14	457	610	292	16,8	1610	250
HFH-610/610/292-14PD	H14	610	610	292	22,4	2150	250

\*\*\*\* According to EN 1822

<b>Media</b>	Microglass Fiber
<b>Frame</b>	Galvanized Steel, Aluminium, Stainless Steel
<b>Final Pressure Drop</b>	600 Pa
<b>Operating Temperature</b>	80°C
<b>Filter Efficiency****</b>	E10-H14
<b>Gasket</b>	Flat Neoprene or Half Round Endless Polyurethane
<b>Protection Grids</b>	Optional
<b>Separators</b>	Hotmelt



### Applications

- Air conditioning systems (Hospitals, Laboratories, Museums)
- Industrial processes (Pharmaceutical, Food, Microelectronics)

### Advantages

- HFH product line fully meets the requirements for VDI 6022

Part Number	Filter Class EN 1822	Dimensions			Media Area (m <sup>2</sup> )	Air Flow (m <sup>3</sup> /h)	Pressure Drop (Pa)
		Width (mm)	Length (mm)	Depth (mm)			

### ▶ E10

HFH-305/305/292-10GD	E10	305	305	292	5,6	1050	250
HFH-457/457/292-10GD	E10	457	457	292	12,6	2360	250
HFH-305/610/292-10GD	E10	305	610	292	11,2	2100	250
HFH-457/610/292-10GD	E10	457	610	292	16,8	3150	250
HFH-610/610/292-10GD	E10	610	610	292	22,4	4200	250

### ▶ E11

HFH-305/305/292-11GD	E11	305	305	292	5,6	800	250
HFH-457/457/292-11GD	E11	457	457	292	12,6	1800	250
HFH-305/610/292-11GD	E11	305	610	292	11,2	1600	250
HFH-457/610/292-11GD	E11	457	610	292	16,8	2400	250
HFH-610/610/292-11GD	E11	610	610	292	22,4	3200	250

### ▶ E12

HFH-305/305/292-12GD	E12	305	305	292	5,6	650	250
HFH-457/457/292-12GD	E12	457	457	292	12,6	1500	250
HFH-305/610/292-12GD	E12	305	610	292	11,2	1300	250
HFH-457/610/292-12GD	E12	457	610	292	16,8	1950	250
HFH-610/610/292-12GD	E12	610	610	292	22,4	2600	250

\*\*\*\* According to EN 1822

Part Number	Filter Class EN 1822	Dimensions			Media Area (m <sup>2</sup> )	Air Flow (m <sup>3</sup> /h)	Pressure Drop (Pa)
		Width (mm)	Length (mm)	Depth (mm)			

**► H13**

HFH-305/305/292-13GD	H13	305	305	292	5,6	600	250
HFH-457/457/292-13GD	H13	457	457	292	12,6	1350	250
HFH-305/610/292-13GD	H13	305	610	292	11,2	1200	250
HFH-457/610/292-13GD	H13	457	610	292	16,8	1800	250
HFH-610/610/292-13GD	H13	610	610	292	22,4	2400	250

**► H14**

HFH-305/305/292-14GD	H14	305	305	292	5,6	550	250
HFH-457/457/292-14GD	H14	457	457	292	12,6	1210	250
HFH-305/610/292-14GD	H14	305	610	292	11,2	1075	250
HFH-457/610/292-14GD	H14	457	610	292	16,8	1610	250
HFH-610/610/292-14GD	H14	610	610	292	22,4	2150	250

\*\*\*\* According to EN 1822

<b>Media</b>	Microglass Fiber
<b>Frame</b>	MDF
<b>Final Pressure Drop</b>	600 Pa
<b>Operating Temperature</b>	80°C
<b>Filter Efficiency****</b>	E10-H14
<b>Gasket</b>	Flat Neoprene or Half Round Endless Polyurethane
<b>Protection Grids</b>	Optional
<b>Separators</b>	Hotmelt



### Applications

- Air conditioning systems (Hospitals, Laboratories, Museums)
- Industrial processes (Pharmaceutical, Food, Microelectronics)

### Advantages

- HFX product line fully meets the requirements for VDI 6022

Part Number	Filter Class EN 1822	Dimensions			Media Area (m <sup>2</sup> )	Air Flow (m <sup>3</sup> /h)	Pressure Drop (Pa)
		Width (mm)	Length (mm)	Depth (mm)			

### ▶ E10

HFX-305/305/292-10PD	E10	305	305	292	6,2	1100	250
HFX-457/457/292-10PD	E10	457	457	292	14,0	2470	250
HFX-305/610/292-10PD	E10	305	610	292	12,5	2200	250
HFX-457/610/292-10PD	E10	457	610	292	18,6	3300	250
HFX-610/610/292-10PD	E10	610	610	292	25,0	4400	250

### ▶ E11

HFX-305/305/292-11PD	E11	305	305	292	6,2	850	250
HFX-457/457/292-11PD	E11	457	457	292	14,0	1900	250
HFX-305/610/292-11PD	E11	305	610	292	12,5	1700	250
HFX-457/610/292-11PD	E11	457	610	292	18,6	2550	250
HFX-610/610/292-11PD	E11	610	610	292	25,0	3400	250

### ▶ E12

HFX-305/305/292-12PD	E12	305	305	292	6,2	700	250
HFX-457/457/292-12PD	E12	457	457	292	14,0	1570	250
HFX-305/610/292-12PD	E12	305	610	292	12,5	1400	250
HFX-457/610/292-12PD	E12	457	610	292	18,6	2100	250
HFX-610/610/292-12PD	E12	610	610	292	25,0	2800	250

\*\*\*\* According to EN 1822



Part Number	Filter Class EN 1822	Dimensions			Media Area (m <sup>2</sup> )	Air Flow (m <sup>3</sup> /h)	Pressure Drop (Pa)
		Width (mm)	Length (mm)	Depth (mm)			
<b>► H13</b>							
HFX-305/305/292-13PD	H13	305	305	292	6,2	630	250
HFX-457/457/292-13PD	H13	457	457	292	14,0	1415	250
HFX-305/610/292-13PD	H13	305	610	292	12,5	1260	250
HFX-457/610/292-13PD	H13	457	610	292	18,6	1900	250
HFX-610/610/292-13PD	H13	610	610	292	25,0	2500	250
<b>► H14</b>							
HFX-305/305/292-14PD	H14	305	305	292	6,2	565	250
HFX-457/457/292-14PD	H14	457	457	292	14,0	1280	250
HFX-305/610/292-14PD	H14	305	610	292	12,5	1130	250
HFX-457/610/292-14PD	H14	457	610	292	18,6	1700	250
HFX-610/610/292-14PD	H14	610	610	292	25,0	2260	250

\*\*\*\* According to EN 1822

<b>Media</b>	Microglass Fiber
<b>Frame</b>	Galvanized Steel, Aluminium, Stainless Steel
<b>Final Pressure Drop</b>	600 Pa
<b>Operating Temperature</b>	80°C
<b>Filter Efficiency****</b>	E10-H14
<b>Gasket</b>	Flat Neoprene or Half Round Endless Polyurethane
<b>Protection Grids</b>	Optional
<b>Separators</b>	Hotmelt



### Applications

- Air conditioning systems (Hospitals, Laboratories, Museums)
- Industrial processes (Pharmaceutical, Food, Microelectronics)

### Advantages

- HFX product line fully meets the requirements for VDI 6022

Part Number	Filter Class EN 1822	Dimensions			Media Area (m <sup>2</sup> )	Air Flow (m <sup>3</sup> /h)	Pressure Drop (Pa)
		Width (mm)	Length (mm)	Depth (mm)			

#### ► E10

HFX-305/305/292-10GD	E10	305	305	292	6,2	1100	250
HFX-457/457/292-10GD	E10	457	457	292	14,0	2470	250
HFX-305/610/292-10GD	E10	305	610	292	12,5	2200	250
HFX-457/610/292-10GD	E10	457	610	292	18,6	3300	250
HFX-610/610/292-10GD	E10	610	610	292	25,0	4400	250

#### ► E11

HFX-305/305/292-11GD	E11	305	305	292	6,2	850	250
HFX-457/457/292-11GD	E11	457	457	292	14,0	1900	250
HFX-305/610/292-11GD	E11	305	610	292	12,5	1700	250
HFX-457/610/292-11GD	E11	457	610	292	18,6	2550	250
HFX-610/610/292-11GD	E11	610	610	292	25,0	3400	250

#### ► E12

HFX-305/305/292-12GD	E12	305	305	292	6,2	700	250
HFX-457/457/292-12GD	E12	457	457	292	14,0	1570	250
HFX-305/610/292-12GD	E12	305	610	292	12,5	1400	250
HFX-457/610/292-12GD	E12	457	610	292	18,6	2100	250
HFX-610/610/292-12GD	E12	610	610	292	25,0	2800	250

\*\*\*\* According to EN 1822

Part Number	Filter Class EN 1822	Dimensions			Media Area (m <sup>2</sup> )	Air Flow (m <sup>3</sup> /h)	Pressure Drop (Pa)
		Width (mm)	Length (mm)	Depth (mm)			

**H13**

HFX-305/305/292-13GD	H13	305	305	292	6,2	630	250
HFX-457/457/292-13GD	H13	457	457	292	14,0	1415	250
HFX-305/610/292-13GD	H13	305	610	292	12,5	1260	250
HFX-457/610/292-13GD	H13	457	610	292	18,6	1900	250
HFX-610/610/292-13GD	H13	610	610	292	25,0	2500	250

**H14**

HFX-305/305/292-14GD	H14	305	305	292	6,2	565	250
HFX-457/457/292-14GD	H14	457	457	292	14,0	1280	250
HFX-305/610/292-14GD	H14	305	610	292	12,5	1130	250
HFX-457/610/292-14GD	H14	457	610	292	18,6	1700	250
HFX-610/610/292-14GD	H14	610	610	292	25,0	2260	250

\*\*\*\* According to EN 1822

# ▶ MV HEPA SERIES PLASTIC FRAME 292 mm

EPA, HEPA & ULPA FILTERS ◀

<b>Media</b>	Microglass Fiber
<b>Frame</b>	Plastic (PS)
<b>Final Pressure Drop</b>	600 Pa
<b>Operating Temperature</b>	80°C
<b>Filter Efficiency****</b>	E10-H13
<b>Gasket</b>	Flat Neoprene or Half Round Endless Polyurethane
<b>Protection Grids</b>	Optional
<b>Separators</b>	Hotmelt



### Applications

- Air conditioning systems (Hospitals, Laboratories, Museums)
- Industrial processes (Pharmaceutical, Food, Microelectronics)

### Advantages

- Incinerable
- Rigid frame
- MV product line fully meets the requirements for VDI 6022

Part Number	Filter Class EN 1822	Dimensions			Media Area (m <sup>2</sup> )	Air Flow (m <sup>3</sup> /h)	Pressure Drop (Pa)
		Width (mm)	Length (mm)	Depth (mm)			
<b>▶ E10</b>							
MV-H10-01	E10	292	592	292	8,5	1700	170
MV-H10-02	E10	492	592	292	15,0	2800	170
MV-H10-03	E10	592	592	292	18,0	3400	170
<b>▶ E11</b>							
MV-H11-01	E11	292	592	292	8,5	1700	200
MV-H11-02	E11	492	592	292	15,0	2800	200
MV-H11-03	E11	592	592	292	18,0	3400	200
<b>▶ E12</b>							
MV-H12-01	E11	292	592	292	8,5	1250	240
MV-H12-02	E12	492	592	292	15,0	2100	240
MV-H12-03	E12	592	592	292	18,0	2500	240
<b>▶ H13</b>							
MV-H13-01	H13	292	592	292	8,5	1250	280
MV-H13-02	H13	492	592	292	15,0	2100	280
MV-H13-03	H13	592	592	292	18,0	2500	280

\*\*\*\* According to EN 1822



## ▶ MVH SERIES PLASTIC FRAME 292 mm

EPA, HEPA & ULPA FILTERS ◀

<b>Media</b>	Microglass Fiber
<b>Frame</b>	Plastic (PS)
<b>Final Pressure Drop</b>	600 Pa
<b>Operating Temperature</b>	80°C
<b>Filter Efficiency****</b>	E10-H14
<b>Gasket</b>	Flat Neoprene or Half Round Endless Polyurethane
<b>Protection Grids</b>	Optional
<b>Separators</b>	Hotmelt



### Applications

- Air conditioning systems (Hospitals, Laboratories, Museums)
- Industrial processes (Pharmaceutical, Food, Microelectronics)

### Advantages

- Incinerable
- Light frame
- MVH product line fully meets the requirements for VDI 6022

Part Number	Filter Class EN 1822	Dimensions			Media Area (m <sup>2</sup> )	Air Flow (m <sup>3</sup> /h)	Pressure Drop (Pa)
		Width (mm)	Length (mm)	Depth (mm)			
<b>▶ E10</b>							
MVH-305/305/292-10PKD	E10	305	305	292	8,0	1250	250
MVH-305/610/292-10PKD	E10	305	610	292	16,0	2500	250
MVH-457/610/292-10PKD	E10	457	610	292	24,0	3750	250
MVH-610/610/292-10PKD	E10	610	610	292	32,0	5000	250
<b>▶ E11</b>							
MVH-305/305/292-11PKD	E11	305	305	292	9,0	1175	250
MVH-305/610/292-11PKD	E11	305	610	292	17,5	2350	250
MVH-457/610/292-11PKD	E11	457	610	292	26,0	3520	250
MVH-610/610/292-11PKD	E11	610	610	292	35,0	4700	250
<b>▶ E12</b>							
MVH-305/305/292-12PKD	E12	305	305	292	9,0	900	250
MVH-305/610/292-12PKD	E12	305	610	292	17,5	1800	250
MVH-457/610/292-12PKD	E12	457	610	292	26,0	2700	250
MVH-610/610/292-12PKD	E12	610	610	292	35,0	3600	250
<b>▶ H13</b>							
MVH-305/305/292-13PKD	H13	305	305	292	9,0	850	250
MVH-305/610/292-13PKD	H13	305	610	292	17,5	1700	250
MVH-457/610/292-13PKD	H13	457	610	292	26,0	2550	250
MVH-610/610/292-13PKD	H13	610	610	292	35,0	3400	250
<b>▶ H14</b>							
MVH-305/305/292-14PKD	H14	305	305	292	9,0	700	250
MVH-305/610/292-14PKD	H14	305	610	292	17,5	1400	250
MVH-457/610/292-14PKD	H14	457	610	292	26,0	2100	250
MVH-610/610/292-14PKD	H14	610	610	292	35,0	2800	250

\*\*\*\* According to EN 1822



# ▶ MVH SERIES PLASTIC FRAME MAX. FLOW 292 mm

EPA, HEPA & ULPA FILTERS ◀

<b>Media</b>	Microglass Fiber
<b>Frame</b>	Plastic (PS)
<b>Final Pressure Drop</b>	600 Pa
<b>Operating Temperature</b>	80°C
<b>Filter Efficiency****</b>	E10-H14
<b>Gasket</b>	Flat Neoprene or Half Round Endless Polyurethane
<b>Protection Grids</b>	Optional
<b>Separators</b>	Hotmelt



### Applications

- Air conditioning systems (Hospitals, Laboratories, Museums)
- Industrial processes (Pharmaceutical, Food, Microelectronics)

### Advantages

- High flow applications
- Incinerable
- Light frame
- MVH product line fully meets the requirements for VDI 6022

Part Number	Filter Class EN 1822	Dimensions			Media Area (m <sup>2</sup> )	Air Flow (m <sup>3</sup> /h)	Pressure Drop (Pa)
		Width (mm)	Length (mm)	Depth (mm)			
<b>▶ E10</b>							
MVH-305/305/292-10PKD-10m <sup>2</sup>	E10	305	305	292	10,0	1375	250
MVH-305/610/292-10PKD-20m <sup>2</sup>	E10	305	610	292	20,0	2750	250
MVH-457/610/292-10PKD-30m <sup>2</sup>	E10	457	610	292	30,0	4120	250
MVH-610/610/292-10PKD-40m <sup>2</sup>	E10	610	610	292	40,0	5500	250
<b>▶ E11</b>							
MVH-305/305/292-11PKD-10m <sup>2</sup>	E11	305	305	292	10,0	1250	250
MVH-305/610/292-11PKD-20m <sup>2</sup>	E11	305	610	292	20,0	2500	250
MVH-457/610/292-11PKD-30m <sup>2</sup>	E11	457	610	292	30,0	3750	250
MVH-610/610/292-11PKD-40m <sup>2</sup>	E11	610	610	292	40,0	5000	250
<b>▶ E12</b>							
MVH-305/305/292-12PKD-10m <sup>2</sup>	E12	305	305	292	10,0	1000	250
MVH-305/610/292-12PKD-20m <sup>2</sup>	E12	305	610	292	20,0	2000	250
MVH-457/610/292-12PKD-30m <sup>2</sup>	E12	457	610	292	30,0	3000	250
MVH-610/610/292-12PKD-40m <sup>2</sup>	E12	610	610	292	40,0	4000	250
<b>▶ H13</b>							
MVH-305/305/292-13PKD-10m <sup>2</sup>	H13	305	305	292	10,0	1000	280
MVH-305/610/292-13PKD-20m <sup>2</sup>	H13	305	610	292	20,0	2000	280
MVH-457/610/292-13PKD-30m <sup>2</sup>	H13	457	610	292	30,0	3000	280
MVH-610/610/292-13PKD-40m <sup>2</sup>	H13	610	610	292	40,0	4000	280
<b>▶ H14</b>							
MVH-305/305/292-14PKD-10m <sup>2</sup>	H14	305	305	292	10,0	800	280
MVH-305/610/292-14PKD-20m <sup>2</sup>	H14	305	610	292	20,0	1600	280
MVH-457/610/292-14PKD-30m <sup>2</sup>	H14	457	610	292	30,0	2400	280
MVH-610/610/292-14PKD-40m <sup>2</sup>	H14	610	610	292	40,0	3200	280

\*\*\*\* According to EN 1822

## ▶ MVH SERIES METAL FRAME 292 mm

EPA, HEPA & ULPA FILTERS ◀

<b>Media</b>	Microglass Fiber
<b>Frame</b>	Galvanized Steel, Aluminium, Stainless Steel
<b>Final Pressure Drop</b>	600 Pa
<b>Operating Temperature</b>	80°C
<b>Filter Efficiency****</b>	E10-H14
<b>Gasket</b>	Flat Neoprene or Half Round Endless Polyurethane
<b>Protection Grids</b>	Optional
<b>Separators</b>	Hotmelt



### Applications

- Air conditioning systems (Hospitals, Laboratories, Museums)
- Industrial processes (Pharmaceutical, Food, Microelectronics)

### Advantages

- Strong frame
- MVH product line fully meets the requirements for VDI 6022

Part Number	Filter Class EN 1822	Dimensions			Media Area (m <sup>2</sup> )	Air Flow (m <sup>3</sup> /h)	Pressure Drop (Pa)
		Width (mm)	Length (mm)	Depth (mm)			
<b>▶ E10</b>							
MVH-305/305/292-10GD	E10	305	305	292	9,0	1250	250
MVH-305/610/292-10GD	E10	305	610	292	17,5	2500	250
MVH-457/610/292-10GD	E10	457	610	292	26,0	3750	250
MVH-610/610/292-10GD	E10	610	610	292	35,0	5000	250
<b>▶ E11</b>							
MVH-305/305/292-11GD	E11	305	305	292	9,0	1175	250
MVH-305/610/292-11GD	E11	305	610	292	17,5	2350	250
MVH-457/610/292-11GD	E11	457	610	292	26,0	3520	250
MVH-610/610/292-11GD	E11	610	610	292	35,0	4700	250
<b>▶ E12</b>							
MVH-305/305/292-12GD	E12	305	305	292	9,0	900	250
MVH-305/610/292-12GD	E12	305	610	292	17,5	1800	250
MVH-457/610/292-12GD	E12	457	610	292	26,0	2700	250
MVH-610/610/292-12GD	E12	610	610	292	35,0	3600	250
<b>▶ H13</b>							
MVH-305/305/292-13GD	H13	305	305	292	9,0	850	250
MVH-305/610/292-13GD	H13	305	610	292	17,5	1700	250
MVH-457/610/292-13GD	H13	457	610	292	26,0	2550	250
MVH-610/610/292-13GD	H13	610	610	292	35,0	3400	250
<b>▶ H14</b>							
MVH-305/305/292-14GD	H14	305	305	292	9,0	700	250
MVH-305/610/292-14GD	H14	305	610	292	17,5	1400	250
MVH-457/610/292-14GD	H14	457	610	292	26,0	2100	250
MVH-610/610/292-14GD	H14	610	610	292	35,0	2800	250

\*\*\*\* According to EN 1822

## ▶ MVH SERIES METAL FRAME MAX. FLOW 292 mm

EPA, HEPA & ULPA FILTERS ◀

<b>Media</b>	Microglass Fiber
<b>Frame</b>	Galvanized Steel, Aluminium, Stainless Steel
<b>Final Pressure Drop</b>	600 Pa
<b>Operating Temperature</b>	80°C
<b>Filter Efficiency****</b>	E10-H14
<b>Gasket</b>	Flat Neoprene or Half Round Endless Polyurethane
<b>Protection Grids</b>	Optional
<b>Separators</b>	Hotmelt



### Applications

- Air conditioning systems (Hospitals, Laboratories, Museums)
- Industrial processes (Pharmaceutical, Food, Microelectronics)

### Advantages

- Strong frame
- High flow applications
- MVH product line fully meets the requirements for VDI 6022

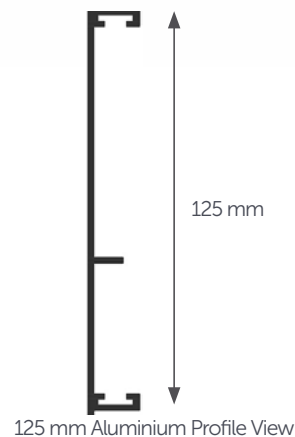

Part Number	Filter Class EN 1822	Dimensions			Media Area (m <sup>2</sup> )	Air Flow (m <sup>3</sup> /h)	Pressure Drop (Pa)
		Width (mm)	Length (mm)	Depth (mm)			
<b>▶ E10</b>							
MVH-305/305/292-10GD-10m <sup>2</sup>	E10	305	305	292	10,0	1375	250
MVH-305/610/292-10GD-20m <sup>2</sup>	E10	305	610	292	20,0	2750	250
MVH-457/610/292-10GD-30m <sup>2</sup>	E10	457	610	292	30,0	4120	250
MVH-610/610/292-10GD-40m <sup>2</sup>	E10	610	610	292	40,0	5500	250
<b>▶ E11</b>							
MVH-305/305/292-11GD-10m <sup>2</sup>	E11	305	305	292	10,0	1250	250
MVH-305/610/292-11GD-20m <sup>2</sup>	E11	305	610	292	20,0	2500	250
MVH-457/610/292-11GD-30m <sup>2</sup>	E11	457	610	292	30,0	3750	250
MVH-610/610/292-11GD-40m <sup>2</sup>	E11	610	610	292	40,0	5000	250
<b>▶ E12</b>							
MVH-305/305/292-12GD-10m <sup>2</sup>	E12	305	305	292	10,0	1000	250
MVH-305/610/292-12GD-20m <sup>2</sup>	E12	305	610	292	20,0	2000	250
MVH-457/610/292-12GD-30m <sup>2</sup>	E12	457	610	292	30,0	3000	250
MVH-610/610/292-12GD-40m <sup>2</sup>	E12	610	610	292	40,0	4000	250
<b>▶ H13</b>							
MVH-305/305/292-13GD-10m <sup>2</sup>	H13	305	305	292	10,0	1000	280
MVH-305/610/292-13GD-20m <sup>2</sup>	H13	305	610	292	20,0	2000	280
MVH-457/610/292-13GD-30m <sup>2</sup>	H13	457	610	292	30,0	3000	280
MVH-610/610/292-13GD-40m <sup>2</sup>	H13	610	610	292	40,0	4000	280
<b>▶ H14</b>							
MVH-305/305/292-14GD-10m <sup>2</sup>	H14	305	305	292	10,0	800	280
MVH-305/610/292-14GD-20m <sup>2</sup>	H14	305	610	292	20,0	1600	280
MVH-457/610/292-14GD-30m <sup>2</sup>	H14	457	610	292	30,0	2400	280
MVH-610/610/292-14GD-40m <sup>2</sup>	H14	610	610	292	40,0	3200	280

\*\*\*\* According to EN 1822

# ▶ MHH SERIES MICRO HOOD FILTER 125 mm

EPA, HEPA & ULPA FILTERS ◀

<b>Media</b>	Microglass Fiber
<b>Frame</b>	Extruded Anodized Aluminium
<b>Final Pressure Drop</b>	600 Pa
<b>Operating Temperature</b>	80°C
<b>Filter Efficiency****</b>	E10-U15
<b>Collar Dimensions</b>	150 mm, 200 mm, 250 mm, 300 mm, 400 mm
<b>Collar Height</b>	65 mm
<b>Protection Grids</b>	Powder Coated Metal on Both Sides
<b>Separators</b>	Hotmelt



### Applications

- Cleanroom applications
- Laminar flow cabins

### Advantages

- Adjustable air flow

Part Number	Filter Class EN 1822	Dimensions			Collar Dia. (mm)	Media Area (m <sup>2</sup> )	Air Flow (m <sup>3</sup> /h)	Pressure Drop (Pa)
		Width (mm)	Length (mm)	Depth (mm)				

### ▶ H13

MHH-610/610/125-B200-13APD1G	H13	610	610	125	200	10,4	600	125
MHH-610/915/125-B200-13APD1G	H13	610	915	125	200	15,6	900	125
MHH-610/1220/125-B200-13APD1G	H13	610	1220	125	200	20,8	1200	125

### ▶ H14

MHH-610/610/125-B200-14APD1G	H14	610	610	125	200	10,4	600	135
MHH-610/915/125-B200-14APD1G	H14	610	915	125	200	15,6	900	135
MHH-610/1220/125-B200-14APD1G	H14	610	1220	125	200	20,8	1200	135

### ▶ U15


MHH-610/610/125-B200-15APD1G	U15	610	610	125	200	10,4	600	155
MHH-610/915/125-B200-15APD1G	U15	610	915	125	200	15,6	900	155
MHH-610/1220/125-B200-15APD1G	U15	610	1220	125	200	20,8	1200	155

\*\*\*\* According to EN 1822

# ▶ MHH SERIES MICRO HOOD FILTER 150 mm

EPA, HEPA & ULPA FILTERS ◀

<b>Media</b>	Microglass Fiber
<b>Frame</b>	Extruded Anodized Aluminium
<b>Final Pressure Drop</b>	600 Pa
<b>Operating Temperature</b>	80°C
<b>Filter Efficiency****</b>	E10-U15
<b>Collar Dimensions</b>	150 mm, 200 mm, 250 mm, 300 mm, 400 mm
<b>Collar Height</b>	65 mm
<b>Protection Grids</b>	Powder Coated Metal on Both Sides
<b>Separators</b>	Hotmelt



150 mm Aluminium Profile View

### Applications

- Cleanroom applications
- Laminar flow cabins

### Advantages

- Adjustable air flow

Part Number	Filter Class EN 1822	Dimensions			Collar Dia. (mm)	Media Area (m <sup>2</sup> )	Air Flow (m <sup>3</sup> /h)	Pressure Drop (Pa)
		Width (mm)	Length (mm)	Depth (mm)				

### ▶ H13

MHH-610/610/150-B200-13APD1G	H13	610	610	150	200	10,4	600	125
MHH-610/915/150-B200-13APD1G	H13	610	915	150	200	15,6	900	125
MHH-610/1220/150-B200-13APD1G	H13	610	1220	150	200	20,8	1200	125

### ▶ H14

MHH-610/610/150-B200-14APD1G	H14	610	610	150	200	10,4	600	135
MHH-610/915/150-B200-14APD1G	H14	610	915	150	200	15,6	900	135
MHH-610/1220/150-B200-14APD1G	H14	610	1220	150	200	20,8	1200	135

### ▶ U15

MHH-610/610/150-B200-15APD1G	U15	610	610	150	200	10,4	600	155
MHH-610/915/150-B200-15APD1G	U15	610	915	150	200	15,6	900	155
MHH-610/1220/150-B200-15APD1G	U15	610	1220	150	200	20,8	1200	155

\*\*\*\* According to EN 1822



07

## **HEPA HOUSING**

H-BOX STC SERIES	<b>160</b>
H-BOX LTC SERIES	<b>161</b>
H-BOX SSC SERIES	<b>162</b>
H-BOX LSC SERIES	<b>163</b>



The background is an abstract composition of black and grey geometric shapes and lines. A prominent feature is a series of parallel lines that converge towards the right side of the frame, creating a sense of depth and perspective. These lines are set against a background of various shades of grey and black, with some areas appearing as solid blocks of color and others as thin, sharp lines. The overall effect is a dynamic, architectural feel.

HEPA HOUSING

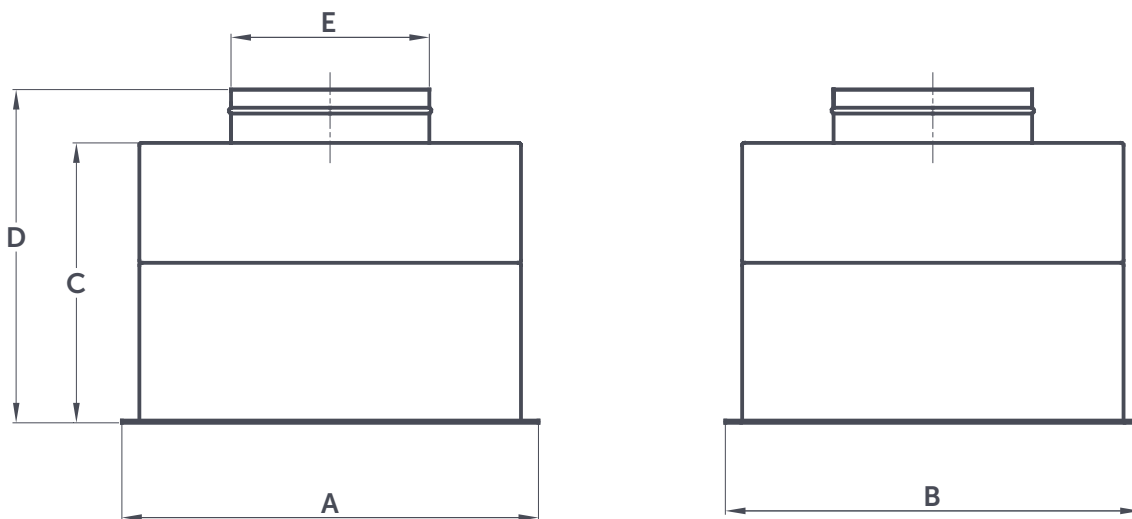
**Applications**

- Ceiling diffusers for terminal filtration
- Cleanroom applications

- STC** Standard top ceiling  
**DSW** Swirl diffusers  
**D4D** 4-direction diffusers  
**DP** Perforated diffusers  
**Collar Dimensions** Ø150 mm, Ø200 mm, Ø250 mm



Code	Dimensions of Filter			Collar Ø (mm)	Dimensions of HBOX (mm)				
	Width (mm)	Length (mm)	Depth (mm)		A	B	C	D	E
HBOX-305/305/70-STC-C150-DSW	305	305	70/78/90/110	150	352	352	350	430	150
HBOX-457/457/70-STC-C200-DSW	457	457	70/78/90/110	200	504	504	350	430	200
HBOX-535/535/70-STC-C250-DSW	535	535	70/78/90/110	250	582	582	350	430	250
HBOX-575/575/70-STC-C250-DSW	575	575	70/78/90/110	250	622	622	350	430	250
HBOX-610/610/70-STC-C250-DSW	610	610	70/78/90/110	250	657	657	350	430	250



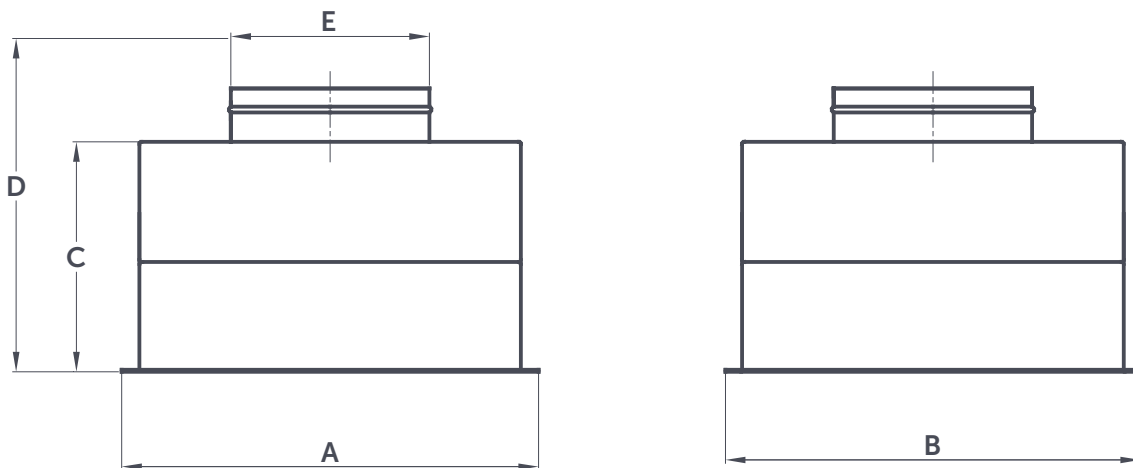
**Applications**

- Ceiling diffusers for terminal filtration
- Cleanroom applications

- LTC Low top ceiling  
 DSW Swirl diffusers  
 D4D 4-direction diffusers  
 DP Perforated diffusers  
**Collar Dimensions** Ø150 mm, Ø200 mm, Ø250 mm



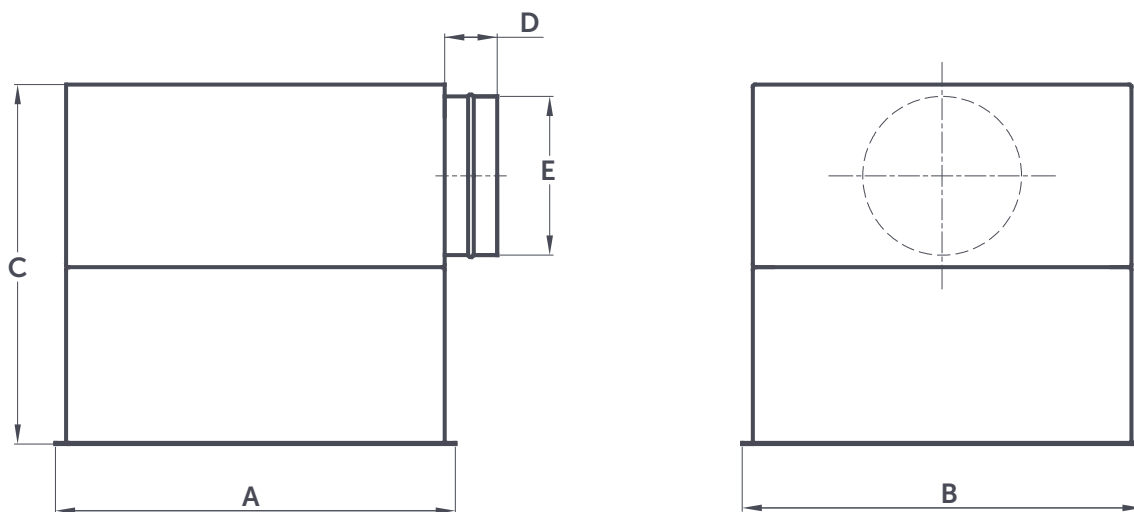
Code	Dimensions of Filter			Collar Ø (mm)	Dimensions of HBOX (mm)				
	Width (mm)	Length (mm)	Depth (mm)		A	B	C	D	E
HBOX-305/305/70-LTC-C150-DSW	305	305	70/78	150	352	352	310	390	150
HBOX-457/457/70-LTC-C200-DSW	457	457	70/78	200	504	504	310	390	200
HBOX-535/535/70-LTC-C250-DSW	535	535	70/78	250	582	582	310	390	250
HBOX-575/575/70-LTC-C250-DSW	575	575	70/78	250	622	622	310	390	250
HBOX-610/610/70-LTC-C250-DSW	610	610	70/78	250	657	657	310	390	250





- SSC** Standard side ceiling
- DSW** Swirl diffusers
- D4D** 4-direction diffusers
- DP** Perforated diffusers
- Collar Dimensions** Ø150 mm, Ø200 mm, Ø250 mm

Code	Dimensions of Filter			Collar Ø (mm)	Dimensions of HBOX (mm)				
	Width (mm)	Length (mm)	Depth (mm)		A	B	C	D	E
HBOX-305/305/70-SSC-C150-DSW	305	305	70/78/90/110	150	352	352	400	80	150
HBOX-457/457/70-SSC-C200-DSW	457	457	70/78/90/110	200	504	504	450	80	200
HBOX-535/535/70-SSC-C250-DSW	535	535	70/78/90/110	250	582	582	500	80	250
HBOX-575/575/70-SSC-C250-DSW	575	575	70/78/90/110	250	622	622	500	80	250
HBOX-610/610/70-SSC-C250-DSW	610	610	70/78/90/110	250	657	657	500	80	250



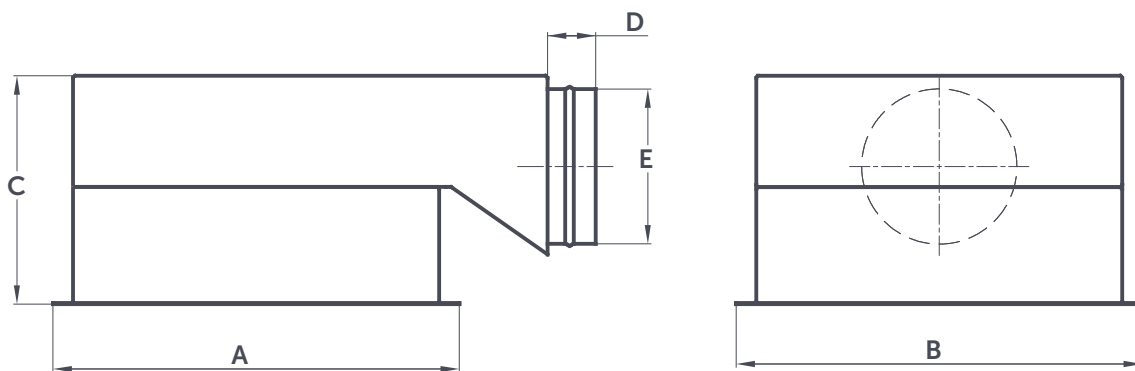
**Applications**

- Ceiling diffusers for terminal filtration
- Cleanroom applications



- LSC** Low side ceiling
- DSW** Swirl diffusers
- D4D** 4-direction diffusers
- DP** Perforated diffusers
- Collar Dimensions** Ø150 mm, Ø200 mm, Ø250 mm

Code	Dimensions of Filter			Collar Ø (mm)	Dimensions of HBOX (mm)				
	Width (mm)	Length (mm)	Depth (mm)		A	B	C	D	E
HBOX-305/305/70-LSC-C150-DSW	305	305	70/78	150	352	352	255	80	150
HBOX-457/457/70-LSC-C200-DSW	457	457	70/78	200	504	504	300	80	200
HBOX-535/535/70-LSC-C250-DSW	535	535	70/78	250	582	582	350	80	250
HBOX-575/575/70-LSC-C250-DSW	575	575	70/78	250	622	622	350	80	250
HBOX-610/610/70-LSC-C250-DSW	610	610	70/78	250	657	657	350	80	250






# 08

## PRODUCT CODE DESCRIPTIONS

MPM SERIES	166
MPP SERIES	166
MGP SERIES	166
MSKPN SERIES	167
MSKP SERIES	168
MSKP MESH SERIES	168
MPS-MPG SERIES	169
MPR SERIES	169
MPF SERIES	170
MPHT SERIES	170
MC SERIES	171
MV4HT SERIES	171
MAS-MASHT SERIES	172
V FILTER SERIES	173
HEPA SERIES	174
HEPA HOOD SERIES	174
MVH SERIES	176





PRODUCT  
CODE DESCRIPTIONS

## ▶ MPM SERIES

## PRODUCT CODE DESCRIPTIONS ◀

Type	Width (mm)	Length (mm)	Depth (mm)
MPM	595	595	45
	*	*	20
			45
			95

**Note:** All dimensions are in mm

\* Customized

## ▶ MPP SERIES

Type	Width (mm)	Length (mm)	Depth (mm)	Efficiency	Media Area	Gasket
MPP	595	595	45	4K	SP	N
	*	*	25		S	N
			45		*	KD
			95			KU
						KS

**Note:** All dimensions are in mm

\* Customized

Media Area	Description
SP	Standard

Efficiency	Description
4K	G4

Gasket	Location	Type
N	No gasket	-
KD	Down stream	Foam gasket
KU	Up stream	Foam gasket
KS	Both side	Foam gasket

## ▶ MGP SERIES

Type	Width (mm)	Length (mm)	Depth (mm)	Efficiency	Gasket	Grid	Media Area
MGP	595	595	45	4K	N	NG	S
	*	*	45		N	NG	S
			95		KD	1G	*
					KU	2G	
					KS		

**Note:** All dimensions are in mm

Media Area	Description
S	Standard
*	Customized

Grid	Location
NG	No grid
1G	Down stream
2G	Both side

Efficiency	Description
4K	G4

Gasket	Location	Type
N	No Gasket	-
KD	Down stream	Foam gasket
KU	Up stream	Foam gasket
KS	Both side	Foam gasket

Type	Width (mm)	Length (mm)	Depth (mm)	Efficiency	Frame	Gasket	Grid	Media Area	Handle
MSKPN	592	592	48	4	PK	N	NG	S	NT
	*	*	**		PK	N	NG	*	NT
					G	D	1G		T
					A	U	2G		2T
					S	S			
						BD			
						BU			
						BS			

**Note:** All dimensions are in mm

\* Customized

\*\* Plastic frame is available for 48, 96 and 150 mm depths

Frame	Description
PK	Plastic
G	Galvanized
A	Aluminium
S	Stainless steel

Media Area	Description
S	Standard
*	Customized

Efficiency	Description
4	G4

Gasket	Location	Type
N	No gasket	-
D	Down stream	Half moon gasket
U	Up stream	Half moon gasket
S	Both side	Half moon gasket
BD	Down stream	EPDM flat gasket
BU	Up stream	EPDM flat gasket
BS	Both side	EPDM flat gasket

Grid	Location
NG	No grid
1G	Down stream
2G	Both side

Handle	Description
NT	No handle
T	Handle on one side
2T	Handle on both side

Type	Width (mm)	Length (mm)	Depth (mm)	Efficiency	Frame	Gasket	Grid	Media Area	Handle
MSKP	592	592	48	42	G	N	NG	S	NT
	*	*	*	32	G	N	NG	S	NT
				42	A	D	1G	*	T
				3	S	U	2G		2T
				4		S			
						BD			
						BU			
						BS			

Frame	Description
G	Galvanized
A	Aluminium
S	Stainless steel

Efficiency	Description
32	G3, Zig-Zag pleated
42	G4, Zig-Zag pleated
3	G3, Plain
4	G4, Plain

Media Area	Description
S	Standard
*	Customized

Note: All dimensions are in mm

Gasket	Location	Type
N	No gasket	-
D	Down stream	Half moon gasket
U	Up stream	Half moon gasket
S	Both side	Half moon gasket
BD	Down stream	EPDM flat gasket
BU	Up stream	EPDM flat gasket
BS	Both side	EPDM flat gasket

Grid	Location
NG	No grid
1G	Down stream
2G	Both side

Handle	Description
NT	No handle
T	Handle on one side
2T	Handle on both side

## MSKP MESH SERIES

Type	Width (mm)	Length (mm)	Depth (mm)	Frame	Mesh Type
MSKP	592	592	48	A	ALMESH
	*	*	*	A	ALMESH
				S	SMESH
				G	

Note: All dimensions are in mm

\* Customized

Mesh Type	Description
ALMESH	Aluminium
SMESH	Stainless steel

Frame	Description
A	Aluminium
S	Stainless steel
G	Galvanized

## ▶ MPS - MPG SERIES

## PRODUCT CODE DESCRIPTIONS ◀

Type	Efficiency	Number of Pockets	Depth (mm)	Frame Dims.	Frame	Gasket	Header
MPS	6	8	600	592/592	G	N	H22
MPS	3	3	*	*	G	N	H22
MPG	4	4			PK	BD	H23
	5	5				BU	
	6	6					
	7	7					
	8	8					
	9	9					
		10					
		11					
		12					

**Note 1:** All dimensions are in mm

**Note 2:** Pocket depths are available  $150 \leq \text{Depth} \leq 915$  mm

\* Customized

Type	Description
MPS	Synthetic filter
MPG	Glassfiber filter

Gasket	Location	Description
N	No gasket	-
BD	Down stream	EPDM flat gasket
BU	Up stream	EPDM flat gasket
BS	Both side	EPDM flat gasket

## ▶ MPR SERIES

Type	Efficiency	Number of Pockets	Depth (mm)	Frame Dims.	Frame	Gasket	Header
MPR	6	8	600	592/592	PK	N	H23
	4	3	*	287/592		N	
	5	4		592/592		BD	
	6	6				BU	
		8					

Type	Efficiency	Number of Pockets	Depth (mm)	Frame Dims.	Frame	Gasket	Header
MPR	6	8	600	592/592	G	N	H22
	4	3	*	*		N	
	5	4				BD	
	6	6				BU	
		8					

Gasket	Location	Description
N	No gasket	-
BD	Down stream	EPDM flat gasket
BU	Up stream	EPDM flat gasket

**Note 1:** All dimensions are in mm

**Note 2:** Pocket depths are available  $150 \leq \text{Depth} \leq 620$  mm

\* Customized

Type	Width (mm)	Length (mm)	Depth (mm)	Efficiency	Frame	Gasket	Grid	Media Area	Handle
MPF	592	592	48	6	PK	D	1G	S	NT
	*	*	**	5	PK	N	NG	S	NT
			***	6	G	D	1G	*	T
				7	A	U	2G		2T
				8	S	S			
				9	P	BD			
					K	BU			
						BS			

**Note:** All dimensions are in mm

\* Customized

\*\* Plastic frame is available for 48, 96 and 150 mm depths

\*\*\* Depth<sub>≥</sub>23 mm

Frame	Description
PK	Plastic
G	Galvanized
A	Aluminium
S	Stainless steel
P	MDF
K	Cardboard

Media Area	Description
S	Standard
*	Customized

Gasket	Location	Type
N	No gasket	-
D	Down stream	Moulded gasket
U	Up stream	Moulded gasket
S	Both side	Moulded gasket
BD	Down stream	EPDM flat gasket
BU	Up stream	EPDM flat gasket
BS	Both side	EPDM flat gasket

Grid	Location
NG	No grid
1G	Down stream
2G	Both side

Handle	Description
NT	No handle
T	Handle on one side
2T	Handle on both side

# ▶ MPHT SERIES

Type	Width (mm)	Length (mm)	Depth (mm)	Efficiency	Frame	Gasket	Grid	Handle
MPHT	610	610	78	6	AP	HD	2G	NT
	*	*	30	6	AP	N		T
			38	7	G	HD		NT
			40	8	S	HU		
			47	9		HS		
			55	10				
			78					
			*					

Frame	Description
AP	Aluminium profile
G	Galvanized
S	Stainless steel

Handle	Description
NT	No handle
T	Handle

**Note:** All dimensions are in mm

\* Customized: Available for G and S frame types

Gasket	Location	Description
N	No gasket	-
HD	Down stream	HT gasket
HU	Up stream	HT gasket
HS	Both side	HT gasket

Type	Width (mm)	Length (mm)	Depth (mm)	Efficiency	Frame	Gasket	Grid	Media Area	Header	Handle
MCH	592	592	130	6	PK	D	2G	S	H25	NT
MCH	*	*	**	6	PK	N	NG	S	H25	NT
MCL				7	G	D	1G	*	H20	T
				8		U	2G			2T
				9		S				
						BD				
						BU				
						BS				

**Note:** All dimensions are in mm

\* Customized

\*\* 130 mm for Plastic Frame

Type	Description
MCH	Pleat height: 110 mm
MCL	Pleat height: 60 mm

Frame	Description
PK	Plastic
G	Galvanized

Media Area	Description
S	Standard
*	Customized

Gasket	Location	Description
N	No gasket	-
D	Down stream	Moulded gasket
U	Up stream	Moulded gasket
S	Both side	Moulded gasket
BD	Down stream	EPDM flat gasket
BU	Up stream	EPDM flat gasket
BS	Both side	EPDM flat gasket

Grid	Location
NG	No grid
1G	Down stream
2G	Both side

Handle	Description
NT	No handle
T	Handle on one side
2T	Handle on both side

**MV4HT SERIES**

Type	Width (mm)	Length (mm)	Depth (mm)	Efficiency	Frame	Gasket	Grid	Media Area	Header
MV4HT	610	610	292	6	G	HD	2G	S	1H22
	305	610	292	6	G	N			NH
	610	610	400	7	S	HD			1H22
	287	592		8		HU			
	592	592		9		HS			

Frame	Description
G	Galvanized
S	Stainless steel

Media Area	Description
S	Standard

**Note:** All dimensions are in mm

Gasket	Location	Description
N	No gasket	-
HD	Down stream	HT gasket
HU	Up stream	HT gasket
HS	Both	HT gasket



Type	Width (mm)	Length (mm)	Depth (mm)	Efficiency	Frame	Gasket	Grid	Media Area	Header	Handle
MAS	610	610	292	6	G	D	2G	S	1H25	NT
MAS	*	*	*	6	G	N	NG	S	1H20	NT
MASHT				7	A	D	1G	*	2H20	T
				8	S	U	2G		1H25	2T
				9		S			2H25	
						BD				
						BU				
						BS				
						HD				
						HU				
						HS				

**Note:** All dimensions are in mm

Type	Description
MAS	Al. separator
MASHT	HT Al. separator

Frame	Description
G	Galvanized
A	Aluminium
S	Stainless steel

Media Area	Description
S	Standard
*	Customized

Header	Description
1H20	Down/Up stream 20 mm
2H20	Both side 20 mm
1H25	Down/Up stream 25 mm
2H25	Both side 25 mm

Gasket	Location	Type
N	No gasket	-
D	Down stream	Moulded gasket (MAS)
U	Up stream	Moulded gasket (MAS)
S	Both side	Moulded gasket (MAS)
BD	Down stream	EPDM flat gasket (MAS)
BU	Up stream	EPDM flat gasket (MAS)
BS	Both side	EPDM flat gasket (MAS)
HD	Down stream	High temperature gasket (MASHT)
HU	Up stream	High temperature gasket (MASHT)
HS	Both side	High temperature gasket (MASHT)

Grid	Location	Handle	Description
NG	No grid	NT	No handle
1G	Down stream	T	Handle on one side
2G	Both side	2T	Handle on both side

Depth	Description
*	Customized 150 - 292 mm

Type of V Cell	Efficiency	Frame Code	Frame	Media Area	Gasket	Grid	Fully Potted	Header	Frame Color
MV	F7	03	A	S	D	PG	Y	H25	03
MV	M5	01	A	S	N	NPG	NY	H20	
MVEE	M6	02	P	*	D	PG	Y	H25	
MW	F7	03			U	2PG			
MVX	F8	04			S	RPG			
	F9				BD				
	E10				BU				
	E11				BS				
	E12								
	H13								
	H14								

Frame Code	Dims. (mm)
01	287x592
02	492x592
03	592x592
04	402x592

Media Area	Description
S	Standard
*	Customized

Fully Potted	Description
NY	No fully potted
Y	Fully potted

Frame	Description
A	Plastic
P	HT plastic (max 120°C)

Frame Color	Description
03	Grey

**Note:** All dimensions are in mm

Gasket	Location	Type
N	No gasket	-
D	Down stream	Moulded gasket
U	Up stream	Moulded gasket
S	Both side	Moulded gasket
BD	Down stream	EPDM gasket
BU	Up stream	EPDM gasket
BS	Both side	EPDM gasket

Grid	Location	Description
NPG	No grid	-
PG	Down stream	8 pcs on the cartridge
2PG	Up stream	2 pcs on the outside cartridge
RPG	Down stream	8 pcs on the cartridge

Header	Description
H20	20 mm
H25	25 mm

Type	Width (mm)	Length (mm)	Depth (mm)	Efficiency	Frame	Gasket	Grid	Media Area	Handle
HFN	610	610	78	14	AP	D	2G	S	NT
HFM	*	*	**	10	AP	N	NG	S	T
HFR				11	G	D	1G	*	NT
HFN				12	S	U	2G		
HFP				13	P	S			
HFS				14	A	BD			
HFH				15		BU			
HFX						BS			
HFU						J			

**Note:** All dimensions are in mm

\* Customized

\*\* 47, 55, 66, 70, 78, 90, 110 and 150 mm for Aluminium Profile

Type	Pleat Length (mm)
HFM	25
HFR	35
HFN	50
HFP	75
HFS	100
HFH	135
HFX	150
HFU	Customized

Frame	Description
AP	Aluminium profile
G	Galvanized
S	Stainless steel
P	MDF
A	Aluminium sheet

Gasket	Location	Description
N	No gasket	-
D	Down stream	Moulded gasket
U	Up stream	Moulded gasket
S	Both side	Moulded gasket
BD	Down stream	Neoprene or EPDM flat gasket
BU	Up stream	Neoprene or EPDM flat gasket
BS	Both side	Neoprene or EPDM flat gasket
J	In channel	Gel gasket available on aluminium profiles 66, 73, 80, 88 and 104 mm

Media Area	Description	Handle	Description
S	Standard	NT	No handle
*	Customized	T	Handle

Grid	Location
NG	No grid
1G	Down stream
2G	Both side

Type	Width (mm)	Length (mm)	Depth (mm)	Efficiency	Frame	Gasket	Grid	Media Area	Collar Qty	Collar Dia.	Damper	Handle
MHH	610	610	150	14	AP	D	1G	S	B	250	D	NT
	*	*	125	13	AP		NG	S	B	150	N	NT
			150	14	A		1G	*	2B	200	D	2T
			*	15	G				3B	250	BFD	
					S					300		
										400		

Media Area	Description
S	Standard
*	Customized

Grid	Location
NG	No grid
1G	Down stream

Damper	Description
N	No damper
D	Damper
BFD	Butterfly damper

Handle	Description
NT	No handle
2T	Handle top side

**Note 1:** All dimensions are in mm

**Note 2:** Width $\geq$ 295 Height $\geq$ 295

Frame	Description
AP	Aluminium Profile available for 125 and 150 mm
A	Aluminium sheet
G	Galvanized
S	Stainless steel

Collar Qty	Description
B	1 Pc
2B	2 Pcs
3B	3 Pcs

Gasket	Description
D	Down stream

Type	Width (mm)	Length (mm)	Depth (mm)	Cell	Efficiency	Frame	Gasket	Grid	Media Area	Handle	Color
MVH	610	610	292	5/6	14	G	D	NG	S	NT	00
MVH	*	*	*	3/4	6	G	N	NG	S	NT	00
MV				4/5	7	S	D	1G	*	T	02
				5/6	8	PK	U	2G		2T	
					9		S				
					10		BD				
					11		BU				
					12		BS				
					13						
					14						

\* Plastic frame is available for 305x610x292 and 610x610x292 mm

Frame	Description
G	Galvanized
MG	HT max 120°C
S	Stainless steel
PK	Plastic

Media Area	Description
S	Standard
*	Customized

Color	Description
00	Galvanized or SS frame
02	Black

Gasket	Location	Type
N	No gasket	-
D	Down stream	Moulded gasket
U	Up stream	Moulded gasket
S	Both side	Moulded gasket
BD	Down stream	EPDM flat gasket
BU	Up stream	EPDM flat gasket
BS	Both side	EPDM flat gasket

Grid	Location
NG	No grid
1G	Down stream
2G	Both side

Handle	Description
NT	No handle
T	Handle on side
2T	Handle on both side





I. OSB Oğuz Caddesi No: 5, 06935, Ankara-Turkey

+90 312 267 0700 +90 312 267 0552 mikropor@mikropor.com

  mikropor

[www.mikropor.com](http://www.mikropor.com)