

MCHILL WATER PROCESS CHILLERS

Manufacturing Forward





Mikropor began its journey in 1987 with a passion to create “Tomorrow’s Technology” and has become one of the leading manufacturers of atmospheric air filtration solutions and compressed air treatment systems for a variety of industries.

By closely following the latest developments in technology, Mikropor’s “Best in Class” products and solutions are appreciated by customers in more than 140 countries.

The company’s sustainable growth has been provided by its passion for innovation and commitment to quality, as well as its dedication to technology. Mikropor is an environmentally conscious company that values people, while developing products that extend the needs and expectations of customers.

With this mission, Mikropor continues to become one of the most recognized brands in the world by expanding its global penetration in the field of technological filtration and contributes to a healthier planet.

www.mikropor.com

WATER PROCESS CHILLERS

Water Process Chiller is designed to meet the needs of many applications that require stable working conditions with maximum quality and cleanliness of the cold process fluid.

Mikropor's brand-new compact, robust and reliable Water Chiller called "MCHILL" is designed for industrial applications and manufactured with the highest quality and safety standards. MCHILL is not only extremely compact and easy to use but also ensures an accurate control of water temperature.

Highly Engineered & Compact Design



Refrigeration Circuit

- Chiller Control Management
- EC Fan Motor Fan Speed Control
- Microchannel Aluminium Condenser
- Hermetic Scroll Compressor
- Thermostatic Expansion Valve
- R410A Refrigerant Gas
- High and Low-Pressure Gauge
- Primary Water Pressure Gauge
- Stainless Steel Brazed Plate Heat Exchanger
- Sight Glass

Process Water Circuit

- High Performance Stainless Steel Water Pump
- Storage Tank

Applications

- Food & Beverage Industries, Wineries, Dairies, Breweries, Bottling, Storage
- Plastic Industries-Injection, Extrusion, Blow Molding, thermoforming
- Laser Industry-Cutting, Welding, Profiling, Optics, Medical
- Chemical & Pharmaceutical Industry-Natural Gas, Jacketed Vessels, Polyurethane, Laboratories, Healthcare, Petrochemical, Temperature Control
- Engineering Industry-Machine Tools, Welding Machine, Cutting, Profiling, Polishing, Rolling, Presses, Hydraulic Control-Oil Cooling, Heat Treatment



MCHILL WATER PROCESS CHILLER ADVANTAGES

Easy Installation “Plug & Play”

Thanks to the design, MCHILL can be easily installed even during the “process”. The users will just need a simple pipe work and minimal labor force.

Optimizes Process Application

MCHILL Process Chillers work with a principle called “Close Circuit”. With this working principle, the following advantages can be obtained:

- Highly precise water temperature control regardless of external conditions factors
- Constant operating conditions by responding to sudden changes.
- Immediate response to sudden consumption changes quickly with closed loop and suitable pump & tank components.
- Constant use of same water – Hence, avoid waste entering the “water loop system” and creating health problems caused by waterborne bacteria.



Best Components

All components of MCHILL (compressors, condensers, evaporators, tank, pump etc.) are “Best in Class” and specially designed with the right equipment to consume the lowest energy.

Optimum Energy Efficiency

MCHILL is designed by a group of skilful and professional engineers to provide maximum energy savings.

- More efficiency and reduced production cycle time
- Minimized production costs and reduced waste.
- Less maintenance and downtime during production.

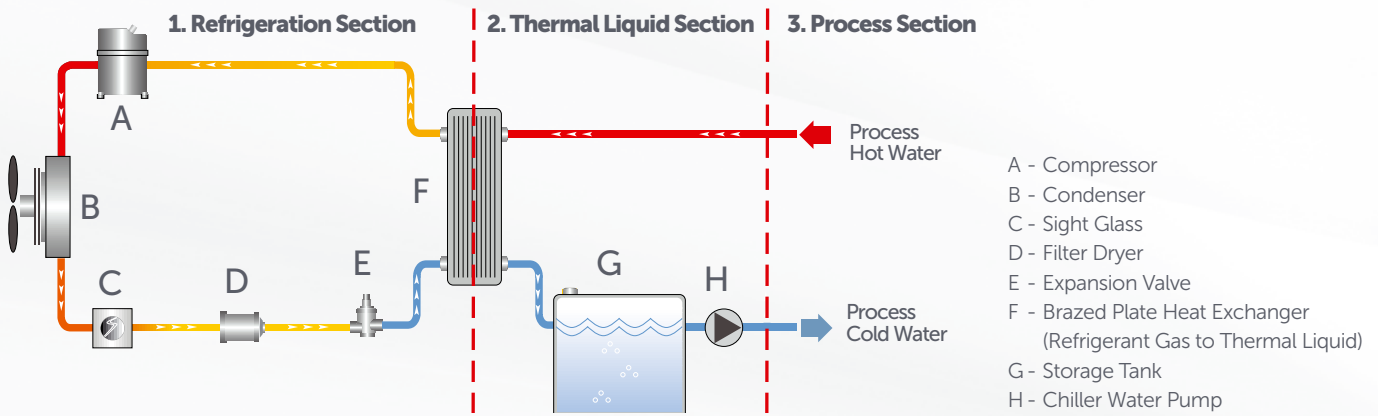
Optimum Energy Efficiency

Unlike typical water chillers for processes that have been used for many years, the MCHILL unit is designed to meet the user’s need in the simplest way with minimum operating costs and best performance.

- Wide operating conditions related to both inlet and outlet water temperature.
- Thanks to the “Global Design”, the MCHILL can even operate in the highest ambient temperature conditions around the world.
- A wide range of optional accessories that allow MCHILL to be customized for various special applications.
- A fully packaged and easy-to-use solution with integrated pumps, tanks and safety systems which make it perfectly suitable to the needs of industrial processes.

MCHILL – WORKING PRINCIPLE / HOW IT WORKS?

The MCHILL Process Chillers includes 3 sections:

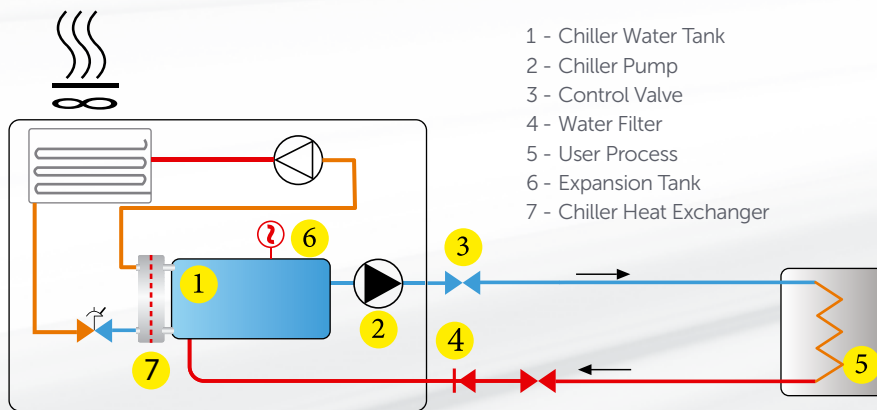


How it works?

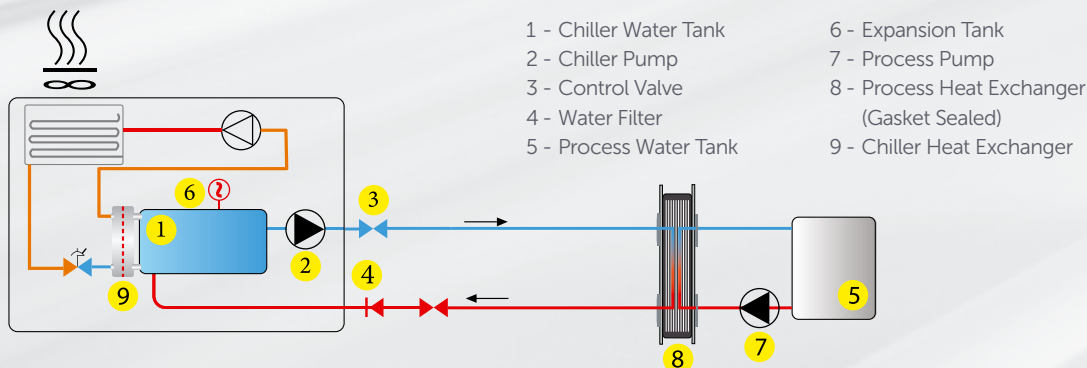
As illustrated in the picture, the Thermal Liquid loop section operates as a closed circuit. The generated cold water is delivered to the application of the user's process by the water pump in MCHILL. Once the cooling is completed, the cold water gets heated up and returns to MCHILL in higher temperatures. Thereafter, the process water keeps on circulating through the pressurized system in the same manner.

Water System - Equipment and Process

Closed Circuit Process



Open Circuit Process (Optional)



MCHILL STANDARD FEATURES

Refrigerant Circuit - Main Components

Refrigerant Scroll Compressors



- Leading Refrigerant Compressors Brands
- Hermetic Scroll Compressor
- Durable and Long-Life Compressor Models
- Single or Multiple Compressor Operation

R410A REFRIGERANT



- Environment Friendly R410A Refrigerant Gas
- High Thermodynamic Properties
- Environmentally Considerate

New Technology, Aluminium Microchannel Refrigerant Condenser



- Less energy Loss with Low Pressure Drop
- High Heat Transfer Capacity
- Surface Coating Against Corrosive Environments
- Less Amount of Refrigerant Gas
- Resistant to any galvanic reaction and Corrosion

Cleanable Condenser Pre-Filters



To protect the condensers all MCHILL chillers include progressive composite fiber mesh filters which can be easily removed for service and cleaning. Stainless steel frame avoids corrosion even when the filter is washed with water or other washing fluids.

EC Fan Motor-Variable Speed Motor



- Leading Fan Motor Brands
- EC - Variable Speed Fan Motor
- Durable and Long-Life Fan Motor Models
- Lower Energy Consumption
- Low Noise Level

Evaporator



- Brazed Plate Stainless Steel
- Extremely Efficient
- High Heat Transfer Surface Area
- Compact Size
- Independent Installed

MCHILL STANDARD FEATURES

Refrigerant Circuit - Main Components

Protection of the Evaporator



- Electronic Control for Anti-Freeze
- A Differential Pressure Switch for No or Lower Water Flow
- A Mechanical Water Filter

Thermostatic Expansion Valve



- Leading Refrigerant Valve Brands
- More Stable and High Cooling Performance

Water Circuit - Main Components

Expansion Tank



Pressurised

When cooling water temperature increases the water expands. In order not to increase the pressure an expansion tank is used on the water storage tank.



Atmospheric

Atmospheric Expansion Tank is also available for open circuits as an option.

Integrated Cold Storage Tank

MCHILL cold water storage tank is heat insulated and made of carbon steel material. The following equipment are also provided together with the storage tank in the MCHILL system.



- Expansion Tank
- Inlet-Outlet Manual Valve
- Safety Valve
- Automatic Venting Valve
- Level Sensor
- Water Filter
- Drain Valve
- Water Pressure Gauge

Integrated Water Pump - 3 bar



- Stainless Steel Body
- Special Seals for Process Fluids
- High Capacity Centrifugal Pump
- Long Lasting Centrifugal Pump
- Maintenance-Free Operation
- High Efficiency-Stainless Steel Impeller

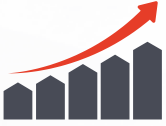
For maximum control



The large water storage tank is placed right after the heat exchanger water outlet to limit the temperature fluctuations during the sudden load changes. The tank's generous dimensions ensure stable water temperatures.

MCHILL STANDARD FEATURES

For Sudden Consumption



Large liquid storage tank provides constant and precise liquid outlet temperature even at sudden consumptions.

For Energy Efficiency



Cold water storage tank and cooling capacity of the system are directly associated with each other. When developing the MCHILL, Mikropor's professional engineers have utilized these parameters to provide maximum energy savings by minimizing switch on/off rates of compressors.

For System Protection



Volumetric changes in the system are compensated by the control equipment in the system. Thus, the constant cold-water circulation occurs smoothly in the process circuit.

Control and Safety Groups - Main Components

Electronic Controller

All MCHILL models have a standard microprocessor which offers;

- Ease of Use
- Precise Control
- Reliable Operation
- Remote Control
- Free Cooling Control
- NFC via Mobile Device
- High Quality Microprocessor Controller
- High Efficient Control Algorithm
- User Interface On Graphic Terminal
- Compact Size
- Interaction With Mobile Devices

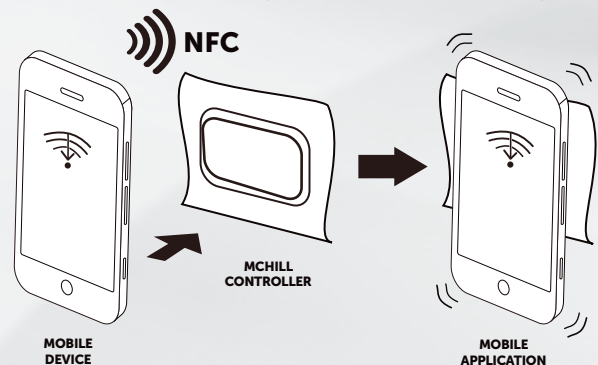


APPLICA

MCHILL controller supports remote communication. All data can be monitored, saved and changed by using APPLICA mobile application through NFC while being near the MCHILL controller. APPLICA can be used on any device that can be connected to the internet.

"MCHILL Application" can be used to configure the controller on a mobile device (smartphone, tablet), by NFC (Near Field Communication). Users can both configure the commissioning parameters and set groups of preset parameters according to their own particular needs.

Additionally, it supports Modbus communication. Thanks to the pins on the J4 BMS port, communication between the controller and SCADA system can be established. The device supporting the Modbus RS485 communication protocol can be used with more than one slave. BMS settings can be controlled both on the screen and on APPLICA.



MCHILL STANDARD FEATURES

Refrigerant Gas Pressure Gauges



All MCHILL models have a standard refrigerant gas high and low-pressure gauges.

Temperature and Pressure Sensors

In MCHILL systems, pressure and chilling temperatures are measured electronically. The measured data is processed continuously by Microprocess Controller to ensure the safest and most efficient operating conditions within the system. Moreover, the temperature or pressure of both high and low-pressure manifolds and water in the storage tank can also be constantly measured along the system's cooling section. Together with the standard features, Mikropor also offers the following options for the cold water loop system of MCHILL to provide decent and higher quality cold water when requested by users alternatively. These features are not available in all sizes. For more information, do not hesitate to contact Mikropor Sales Team.

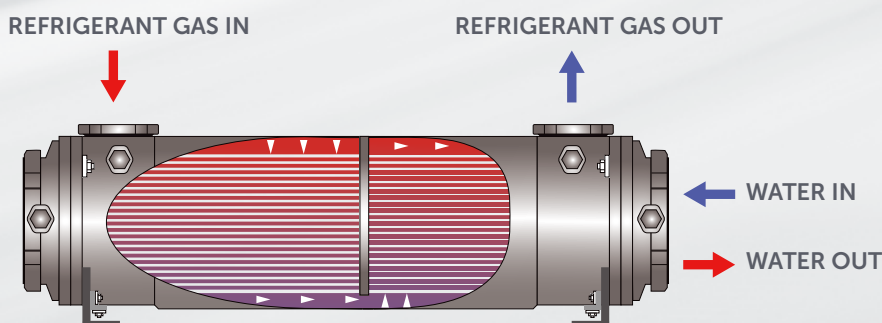
Process Evaporator Option

- High efficiency, low energy loss
- Easy to install
- External heat exchanger specially recommended for processes delivering dirt from the process to the water chiller
- External water pump to be used with external heat exchanger



Water Cooled Option

In some cases or applications where air-cooled models cannot be used or where warm water supply is required, MCHILL offers water-cooled models that include a Water Cooled Condenser and a Presostatic Water Control Valve.



MCHILL STANDARD FEATURES

Special Water Pump Option

3 bar water pump is supplied as a standard unit, but in some applications more pressurized cooled water may be required. In these cases, a 5 bar water pump can be offered as an option.



Other Option Features

- Atmospheric Pressure Kit Option
- Low Ambient Temperature Option
- High Corrosive Environments Option
- Non Ferrous Design Option
- Heater For Storage Tank Option
- Automatic Filling Kit Option

		MCHILL 7	MCHILL 9	MCHILL 15	MCHILL 20	MCHILL 29	MCHILL 34	MCHILL 41	MCHILL 50	MCHILL 65	MCHILL 80	MCHILL 92	MCHILL 100	MCHILL 114	MCHILL 129	MCHILL 145	MCHILL 160	MCHILL 186	MCHILL 212
Cooling Capacity*	kW	6,5	8,52	15	19,55	29	33,8	40,5	49,8	64,5	80,2	92,1	99,6	114,3	129	144,7	160,4	186	212
	kcal/h	5600	7300	12900	16800	21900	29000	34800	42800	55500	69000	79200	85600	98300	111000	124400	138000	160000	182300
	Tons	1,9	2,4	4,3	5,6	8,2	9,6	11,5	14,2	18,3	22,8	26,2	28,3	32,5	36,7	41,1	45,6	52,9	60,3
Cooling Capacity**	kW	4,9	6,3	11,05	14,8	22	25,7	30,8	37,8	49	61,5	82	75,6	86,8	98	110,5	123	141,3	159,6
	Tons	1,4	1,8	3,1	4,2	6,3	7,3	8,8	10,7	13,9	17,5	23,3	21,5	24,7	27,9	31,4	35,0	40,2	45,4
Total Power Input*	kW	1,9	2,3	3,9	5,3	7,5	8,6	9,9	13,0	15,5	19,2	22,6	25,2	27,1	30,4	34,1	39,9	45,8	52,2
Total Absorbed Current*	A	4,97	5,86	8,33	12,22	17,46	20,5	22,59	29,46	32,56	39,07	48,18	57,47	58,34	62,72	69,33	79	91,38	101,62
Power Supply*	-	400V / 3 / 50 Hz																	
Compressor Input Power*	kW	1,58	2	3,33	4,54	6,4	7,5	8,75	11,2	13,65	17,35	20,72	22,4	24,85	27,3	31	34,7	40,75	46,8
Number of Compressors	-	1	1	1	1	1	1	1	1	1	1	2	2	2	2	2	2	2	2
Fan Input Power*	kW	0,13	0,13	0,416	0,416	0,763	0,763	0,858	1,5	1,5	1,5	1,5	2,406	1,857	2,655	2,655	4,666	4,572	4,862
Number of Fans	-	1	1	1	1	1	1	1	1	1	1	1	1	1	1	1	2	2	2
Fan Air Flow*	m ³ /h	2400	2400	4600	4600	8000	8000	9000	14800	14800	20000	20000	23000	24000	32000	32000	36000	43000	48000
Pump Input Power*	kW	0,5	0,5	0,75	1,1	1,1	1,5	1,5	1,5	2,2	2,2	2,2	3	3	4	4	4	5,5	5,5
Pump Pressure*	bar	3,19	3,29	3,6	3,56	3,19	3,66	3,45	3,14	3,49	3,21	3,02	3,4	3,07	3,28	3,06	2,92	3,35	3,05
Water Flow*	m ³ /h	1,3	1,8	3,3	4,2	5,9	7,4	8,6	10,1	13,8	16,4	18	21	22,9	26,7	28,9	31,4	38,9	42,3
Refrigerant Gas	-	R410																	
Compressor Type	-	Hermetic / Scroll																	
Evaporator Type	-	Braze Plate Stainless Steel																	
Condenser Type	-	Aluminium Microchannel																	
Noise Level***	dBa	< 80																	
Protection Class	-	IP 54																	
Storage Tank Capacity	lt	75	75	105	105	140	140	165	165	230	230	230	290	290	290	350	350	430	430
Expansion Tank Capacity	lt	5	5	5	5	8	8	8	8	12	12	12	12	12	12	19	19	24	24
Water Connections	Rp	1"	1"	1"	1"	1"	1 1/4"	1 1/4"	1 1/2"	1 1/2"	1 1/2"	2"	2"	2"	2"	2 1/2"	2 1/2"	2 1/2"	2 1/2"
Dimensions																			
Height	mm	1578	1578	1578	1578	1723	1723	1618	1763	1763	1885	1885	2392	2392	2392	2392	2392	2392	2392
	inch	62	62	62	62	68	68	64	69	69	74	74	94	94	94	94	94	94	94
Width	mm	806	806	806	806	887	887	887	887	887	977	977	1301	1301	1301	1301	1301	1301	1301
	inch	32	32	32	32	35	35	35	35	35	38	38	51	51	51	51	51	51	51
Length	mm	908	908	908	908	1719	1719	1469	1719	1719	2045	2045	2507	2507	2507	2507	2507	2507	2507
	inch	36	36	36	36	68	68	58	68	68	81	81	99	99	99	99	99	99	99

* Evaporator water inlet/outlet temperature 20/15 °C, external air temperature 25 °C;

** Evaporator water inlet/outlet temperature 12/7 °C, external air temperature 25 °C;

*** Average value obtained in free field on a reflective surface at a distance of 10 m from the condensate side of the machine and at a height of 1.6 m from the unit support base.

MCHILL WATER PROCESS CHILLERS



mikropor

I. OSB Oguz Caddesi No: 5, 06935, Ankara-Turkey

+90 312 267 0700 ✉ mikropor@mikropor.com

📱 mikropor

www.mikropor.com